



PENINSULA RECREATION COMMISSION

SubRegional Recreation Facility Needs Assessment

July 2025

CRD
Making a difference...together


**Panorama
RECREATION**
Live well. Have fun.

Contents

Executive Summary	iii
Introduction	1
Community Profile and Trends	5
Community Profile.....	6
Demographics.....	7
Background Inventory and Analysis	9
Facilities Inventory.....	10
Facility Benchmarking	14
User Data and Programming Analysis	17
Financial and Operational Data Analysis	20
Engagement	28
Outreach and Participation	29
Engagement Outcomes.....	30
Trends in Recreation	34
Findings and Recommendations	38
Fitness Studios and Weight Rooms.....	40
Gymnasiums	43
Aquatics Facility	47
Arenas	53
Recreation Centres.....	55
Tennis and Pickleball Courts	58
Sports Fields and Ball Diamonds	63
Appendices	66
Appendix A - Engagement Summary	67

Executive Summary



Panorama Recreation provides facilities, programs and activities for people living in the communities of North Saanich, Central Saanich, Sidney, BOKÉĆEN (Pauquachin), STÁUTW (Tsawout), WJOLEEP (Tsartlip), and WSIKEM (Tseycum) First Nations. Panorama Recreation is a service of the Capital Regional District, overseen by the Peninsula Recreation Commission.

As the Peninsula's primary provider of recreation facilities and programming, Peninsula Recreation Commission/Panorama Recreation (PRC) plays a key role in supporting the mental, social, and physical well-being of the communities it serves. The facilities and services of the PRC are augmented by outdoor recreation facilities provided by its member municipalities, including tennis/pickleball courts, sports fields and ball diamonds.

To maintain a high level of service for its residents, the PRC is proactively planning for the future. Development of this Recreation Facility Needs Assessment included analysis of the current inventory, programming, and participation data; a review of demographic projections to the year 2040; a review of best practices and trends and engagement with the public through public open houses and surveys as well as a statistically valid, representative phone survey.

The Needs Assessment identifies a series of short- (0-5 year) and long-term (+5 year) recommendations for recreation facilities within the PRC Service Area. Summarized below, these recommendations outline priorities for enhancing existing facilities through accessibility improvements and interior space planning, capacity improvements through improved allocation policies or reviews of operating hours, and new or expanded facilities over the next 10 years.

Recommendations	Time Frame
Fitness Studios and Weight Rooms	
Conduct an interior space planning assessment at Panorama Recreation Centre.	Short Term
Pursue accessibility upgrades to the fitness studios and weight room at Greenglade Community Centre.	Short Term
Explore increased staffing in conjunction with a review of hours of operation for both the Panorama Recreation Centre and Greenglade Community Centre.	Short Term
Consider the feasibility of providing a separate entrance with key fob access at Greenglade Community Centre.	Short Term

Recommendations	Time Frame
Gymnasiums	
Continue to partner with School District #63 and seek to expand the use of school gymnasiums.	Short Term
Continue to analyze other opportunities for gymnasium space and/or access.	Short Term
Track and evaluate the use of the Centennial Park multi-sport box.	Short Term
Develop a new full or double gymnasium.	Long Term
Aquatics	
Continue to strive to increase equitable access, increase swims per year, and meet changing community needs within the existing facility. Identify mechanisms to incentivize usage in non-peak hours. Update allocation policies to balance the variety of community and user group needs to help manage capacity challenges.	Short Term
Assess expansion options at the Panorama Recreation Centre site or a new location in the future should there be significant changes to current demographic growth projections.	Short Term
Conduct a condition assessment and long-term asset management planning for expansion of the pool within the next three to five years.	Short Term
Arenas	
Continue to update the arena to improve accessibility, safety, and experience for both players and spectators while increasing the viability of new sport opportunities.	Short Term
Develop allocation policies to ensure equitable access as capacity pressures increase.	Short Term
Review operating hours and consider mechanisms to incentivize use in non-peak hours.	Short Term
Recreation Centres	
When retrofitting existing facilities, prioritize accessibility enhancements and consider ways to incorporate social spaces.	Short Term
Explore additional staff resources for community development to continue to work with other community organizations to ensure program offerings are complementary and not in conflict, and to identify opportunities for collaboration, partnership, and capacity-building to expand recreation opportunities across the PRC Service Area.	Short Term
When a future community recreation space is considered, a location near Brentwood Bay in Central Saanich would be most beneficial to removing geographical barriers. Consider co-location with community services.	Short Term

Recommendations	Time Frame
Tennis and Pickleball Courts	
Explore resourcing needs and any bylaw amendments to enable the PRC to lead the coordinated planning of new outdoor sport courts and to manage booking services for municipal outdoor courts.	Short Term
Track court usage in the subregion to better understand the future need for tennis courts.	Short Term
Explore options for adding pickleball lines to some or all of the indoor tennis courts at Panorama Recreation Centre. To address demand for pickleball in the short term, analyze opportunities for additional pickleball times within existing gymnasiums. Engage the indoor tennis users and track use to inform decisions on multisport access.	Short Term
Work with pickleball players and groups to gain a better sense of where players are located and when courts are in highest demand.	Short Term
Coordinate the identification of a suitable location and the development of a group of dedicated outdoor pickleball courts (6 recommended).	Long Term
Consider the potential to add dedicated indoor pickleball courts at Panorama Recreation Centre as part of the review of the whole site.	Long Term
Consider indoor or outdoor pickleball courts co-located with a future recreation facility, if pursued.	Long Term
Sports Fields and Ball Diamonds	
Explore resourcing needs and bylaw amendments to enable PRC to manage booking services for municipal outdoor sports fields and ball diamonds.	Short Term
In the future, when new facility needs are identified, explore resourcing needs and appropriate amendments to the existing bylaws for PRC to lead the coordinated planning and delivery of new outdoor sports fields and ball diamonds.	Long Term

Introduction



The Peninsula Recreation Commission/Panorama Recreation (PRC) is partnership of the municipalities of Sidney, North Saanich, and Central Saanich. The PRC serves the residents of these municipalities along with residents of the WJOLELP (Tsartlip), STÁUTW (Tsawout), BOKÉĆEN (Pauquachin), and WSIKEM (Tseycum) First Nations (the PRC Service Area). The PRC operates two recreation centres: the Panorama Recreation Centre in North Saanich and the Greenglade Community Centre in Sidney. The PRC also runs programming at North Saanich Middle School, the Central Saanich Cultural Centre, and several facilities in Central Saanich’s Centennial Park, including the fieldhouse.

As the Peninsula’s primary provider of recreation facilities and programming, the PRC plays a key role in supporting the mental, social, and physical well-being of the communities it serves. Through demographic changes and emerging recreation trends, the PRC will ensure residents have access to engaging, fulfilling, and equitable recreation opportunities.

Plan Purpose and Scope

To maintain a high level of service for its residents, the PRC is proactively planning for the future. This Recreation Facility Needs Assessment explores opportunities and challenges through analysis of current inventory, programming, and participation data, demographic projections, best practices and trends, public engagement, and consideration of service delivery models and strategies.

The scope of the project focused on facilities provided by the PRC and its member municipalities. While other facilities and services—such as those offered by First Nations, School District 63, and private companies—also contribute to recreation in the PRC Service Area, they fall outside the scope of this project. However, they are included in the inventory section of the report to provide a more complete picture of the recreational services available in the area.

Project Process

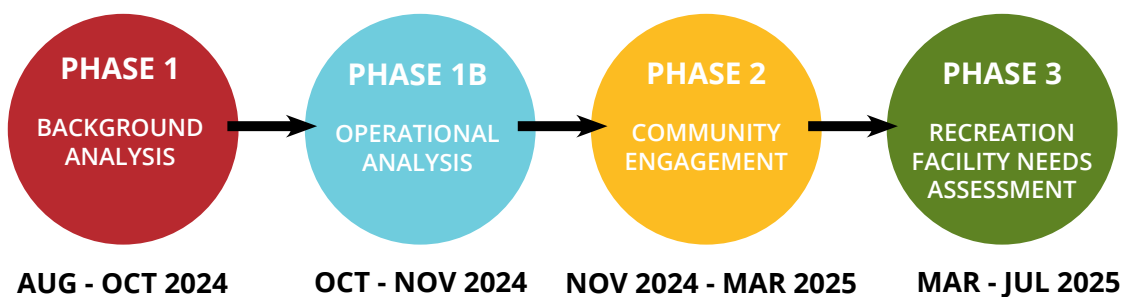


Figure 1. Recreation Facility Needs Assessment project timeline.

Development of this report included the following phases:

Phase 1: Background Analysis. This included comprehensive information gathering and data analysis related to recreation facilities within the PRC Service Area. Work included compiling an inventory of facilities, service level benchmarking with comparable communities, usage data analysis and a review of best practices and trends.

Phase 1B: Financial and Operational Data Analysis. Work in this phase included analyzing current operational and capital budgets and anticipated future maintenance costs. Work also included analyzing current operational data including staffing, budgeting and day-to-day operational practices.

Phase 2: Community Engagement. This phase included a variety of engagement opportunities including interviews with PRC and municipal staff, workshops with interest holders, public open houses, a representative phone survey, an online survey and a user group survey.

Phase 3: Recreation Facility Needs Assessment. This phase included preparing a Needs Assessment for sub-regional public recreation facilities including an overview of findings, trends and recommendations.

Strategic Alignment

This Needs Assessment aligns with the broader policy context of the PRC's service delivery to the community and is informed by strategic directions, contributing to the implementation of other plans and strategies. Municipal plans from Central Saanich, North Saanich and Sidney, including park master plans and accessibility plans, among others, also provided key information for the Needs Assessment.

Key documents reviewed in the development of the Needs Assessment included:

- Panorama Recreation Strategic Plan 2022-2026
- Panorama Recreation Strategic Plan "What We Learned" Engagement and Research Findings Report
- Panorama Recreation Strategic Plan Internal Workshops Summary
- Panorama Recreation 2023 Annual Program Service Report
- Central Saanich - 2019 Recreation Needs Assessment, Age-Friendly Plan, and Accessibility Plan
- North Saanich - Parks Master Plan
- Sidney - Parks Master Plan

The Mission Statement guiding the PRC is: “Panorama Recreation promotes individual and community wellness by providing active living opportunities in an effective and efficient manner reflecting the express needs of our communities.” The PRC’s goals are:

- Make available a wide range of services;
- Maximize participation;
- Provide high-quality services in a respectful, responsive, fair and consistent manner;
- Provide services at a cost that will not be a barrier to any significant portion of our citizens, and
- Maintain an effective and fiscally responsive organization.


Bylaws, Policies, and Partnership Agreements

Bylaw No. 2397 outlines the unified service called the “Saanich Peninsula Recreation Service” which includes all three municipalities. As outlined in the Bylaw, funding is recovered through property taxes, fees, and other revenue sources like grants. The cost-sharing model is split, with 50% based on population and 50% based on the taxable value of land and improvements for hospital purposes.

The Capital Regional District Recreation Services and Facilities Fees and Charges Bylaw No. 1, 2009 sets the fees for various recreation services and facilities within the service area.

The Ice Allocation Policy (April 1999) outlines priority allocations to provide a fair and consistent approach to allocating arena ice time.

Existing partnership agreements include:

- **School District 63:** A joint use agreement with the PRC allows the district to use PRC facilities in exchange for providing access to school gyms and classrooms.
 - **Tall Tree Integrated Health Centre:** Shared use of the Panorama Recreation Centre’s pool and fitness facilities during drop-in hours. The agreement also includes exclusive use of a small consultation office to provide RMT, kinesiology and other rehabilitation services.
 - **Peninsula Panthers Jr. Hockey Club:** The club has a flexible facility agreement that allows for extra bookings, special advertising rates, and active passes for team members.
 - **Kiwanis Club:** The Kiwanis Club operates a small concession in the arena, providing food services during arena events and tournaments.
- 

Community Profile and Trends



Community Profile

The Peninsula Recreation Commission (PRC) serves the residents in Sidney, North Saanich, and Central Saanich, as well as the WJOLELP (Tsartlip), STAUTW (Tsawout), BOKECEN (Pauquachin), and WSIKEM (Tseycum) First Nations. The region is comprised of residential areas and agricultural lands with several urban centres serving as community hubs. Two of Vancouver Island’s most important gateways are located on the peninsula - Victoria International Airport and the Swartz Bay Ferry Terminal.

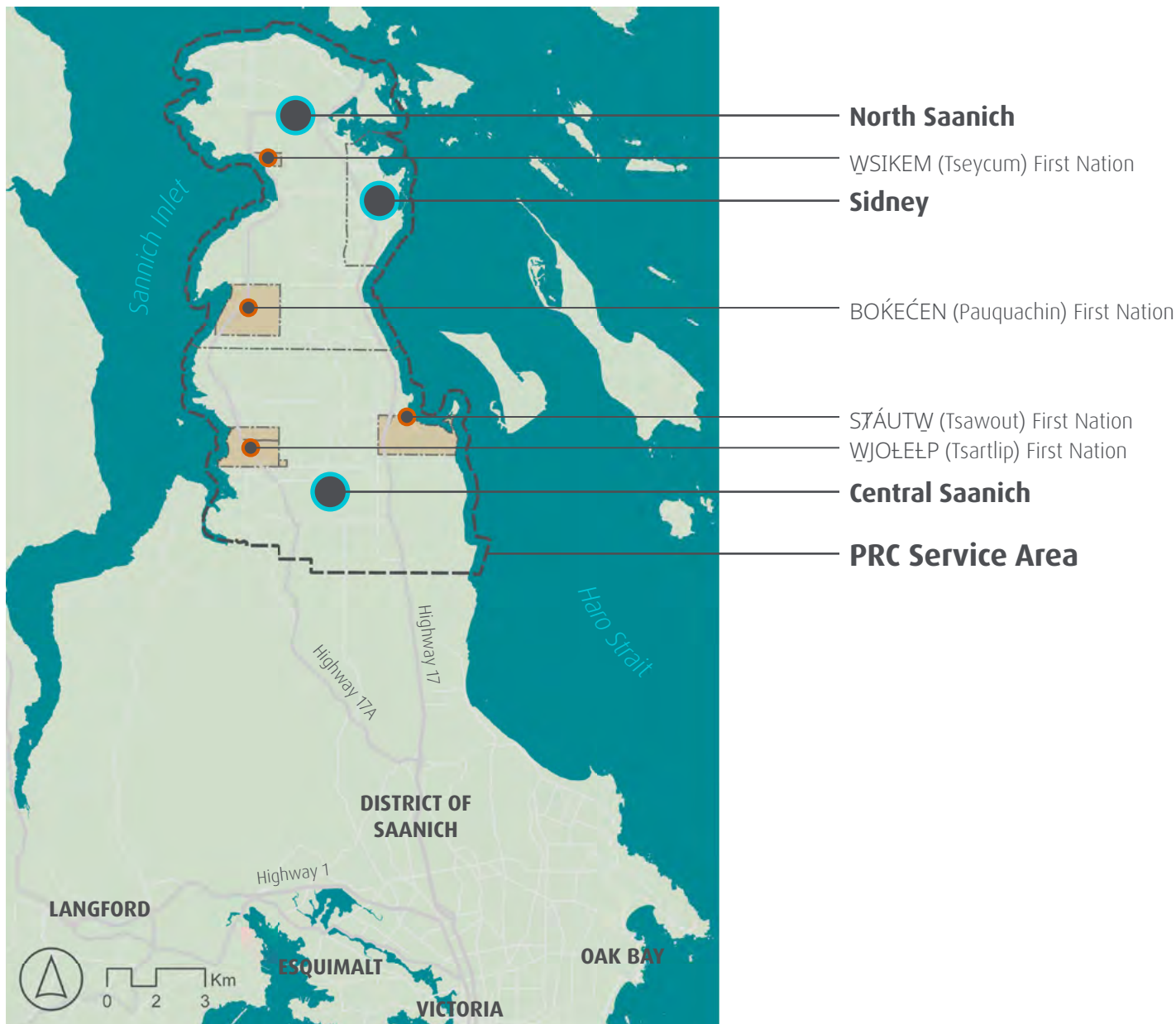
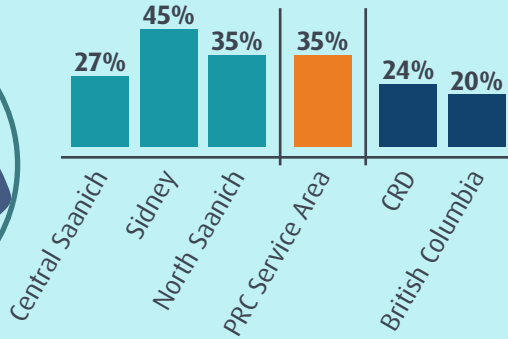


Figure 2. Map of PRC Service Area in the Capital Regional District

Demographics

As of 2021, the combined population of Sidney, Central Saanich and North Saanich was 44,775, experiencing a growth rate of 4% over the previous 5 years. This growth rate is slower than that of the CRD at 8% and British Columbia at 7%.

About 35% of PRC Service Area residents were 65+ years of age.



The number of youth aged 14 or younger fell slightly between 2016 and 2021, from 5,405 to 5,320.

The communities of the PRC Service Area have **diverse local economies** with employment spread across many sectors.



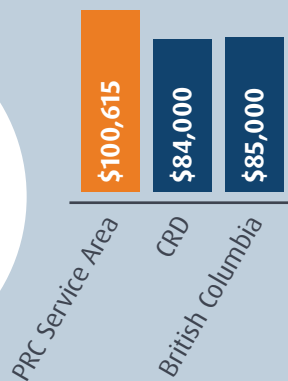
Health care and social assistance represent the area's largest sector, employing roughly **2,500** residents.



Other major industries include public administration, education services, professional, scientific, and technical services, retail, and construction.



Central Saanich, Sidney, and North Saanich had a **higher median income** than the CRD and BC in 2021.




The PRC Service Area has a **lower unemployment rate and lower workforce participation rate** than British Columbia.

5% unemployment rate
(vs. 8% for BC)

54% participation rate
(vs. 63% for BC)


The WJOLEEP (Tsartlip), STÁUTW (Tsawout), BOKÉĆEN (Pauquachin), and WSIKEM (Tseycum) communities show unique population trends. Between 2016 and 2021, the population living on reserve lands fell by 3%. This period also saw a significant shift in age demographics, with a 38% growth in the number of seniors and a 46% decrease in the number of youth living on reserve lands. These communities had higher unemployment rates at 12% and lower labour force participation rates at 41% compared to the overall service area. However, both metrics have seen improvement since 2016.




The PRC Service Area is anticipated to grow by 19% to nearly **50,000** residents by 2040.

This marks a slower growth rate than both the CRD (45%) and British Columbia (42%).


This includes roughly:



1,500 more seniors (65 and older)



150 more youth (14 or younger)



Central Saanich, Sidney and North Saanich will each grow by **2,400-3,000** residents by 2040.



Jumpstart Multi Sport Court at Panorama Recreation Centre



Background Inventory and Analysis




Facilities Inventory

This Recreation Facility Needs Assessment includes indoor facilities provided by the PRC and four types of outdoor facilities: tennis courts, pickleball courts, sports fields and ball diamonds provided by the PRC and its municipal partners.

PRC Indoor Facilities

The PRC’s main facilities are the Panorama Recreation Centre and Greenglade Community Centre. The PRC also provides programming out of the Central Saanich Cultural Centre, and facilities at Centennial Park including the fieldhouse. There is also an operating agreement with Saanich School District 63 for the exclusive use of facility spaces at North Saanich Middle School outside of school hours.

Facilities available at these locations include a swimming pool, indoor ice rinks, gymnasiums, indoor sport courts, weight rooms, fitness and dance studios, multi-purpose meeting rooms, an art studio, program rooms licensed for childcare, a preschool and a teen lounge.



Waterslide at the Panorama Recreation Centre


Figure 3. Map of PRC indoor facilities

Other Indoor Facilities

Other facilities that serve community needs, complementing the PRC’s recreation services and facilities, include the Mary Winspear Centre, school facilities, libraries, seniors’ centres and elder care homes. In addition, there are a variety of private indoor facilities on the peninsula including gyms, fitness studios, yoga studios and CrossFit gyms, among other services. Assessment of these facilities is outside the scope of this Needs Assessment.



Figure 4. Map of other indoor recreation facilities in the PRC Service Area



Arena at the Panorama Recreation Centre

PRC and Member Municipality Outdoor Facilities

Facilities currently owned or managed by the PRC include:

- **Panorama Recreation Centre:** 2 tennis courts, 1 basketball court and 2 multisport courts.
- **Centennial Park:** new, covered, open-air multi-sport facility at Centennial Park in Central Saanich that will include lacrosse, pickleball, ball hockey and more. There are also three picnic shelters and a small indoor multi-purpose room, all of which are programmed and operated by the PRC.
- **Greenglade Community Centre:** 1 basketball court. There is also 1 rectangular grass field and 1 small ball diamond that are currently in poor condition and/or poorly located and are not booked out as sports fields.

Courts and sports fields owned or managed by North Saanich, Sidney and Central Saanich or their partners, such as the Memorial Park Society who manage Blue Heron Park in North Saanich, are included in the scope of this Needs Assessment.

The total number of outdoor sport courts and fields provided by the PRC and its member municipalities are outlined in the table below.

Table 1. Summary of outdoor courts and sports fields

Facility Type	PRC	Units by Community			Total
		Central Saanich	Sidney	North Saanich	
Pickleball Courts - Dedicated	0	0	0	0	0
Pickleball Courts - Shared	1	2	2	0	5
Tennis Courts - Dedicated	2	3	3	2	10
Tennis Courts - Shared	0	1	1	0	2
Ball Diamonds	0	7	1	6	14
Rectangular Sports Fields	0	2	2	1	5
Artificial Turf Field	0	0	0	2	2

Other Outdoor Facilities

Within the PRC Service Area, there are also courts and sports fields owned and managed by the School District 63 and First Nations and out of the scope of this Needs Assessment.

School District 63 allows for bookings of all school fields in the PRC Service Area outside of school hours while school is in session (September – June, excluding breaks and holidays). School District facilities include 18 rectangular grass fields, 9 ball diamonds and 7 tennis courts.

Both the STÁUTW (Tsawout) First Nation and WSÁNEĆ School Board have recreation complexes on the STÁUTW (Tsawout) First Nation Reserve (East Saanich 2) and WJOLEŁP (Tsartlip) First Nation Reserve (South Saanich 1), respectively. Facilities at these complexes include gymnasiums, cultural buildings, auditoriums, multi-purpose rooms, and rectangular sports fields.

As these facilities are managed by agencies other than PRC member municipalities, they are not included in the facility benchmarking and are outside the scope of the Needs Assessment.



Iroquois Park in Sidney

Facility Benchmarking

Facility inventories for the area served by the PRC, including PRC facilities and municipal facilities within Central Saanich, North Saanich and Sidney, were benchmarked against the inventory of other communities of similar size and regional contexts, including the City of Langford, District of Saanich, District of West Vancouver and the City of West Kelowna. These communities were selected based on a combination of factors including similar size, demographics, proximity and/or governance structure and the availability of publicly accessible data.

The analysis did not consider school facilities, private facilities, or facilities managed by First Nations communities as part of community totals. The benchmarking analysis did not include the ball diamond or the grass field at Greenglade Community Centre due to their current poor condition.

It is important to note that these numbers do not factor in actual demand, which is considered through the program analysis and community engagement process. A summary of the benchmark analysis can be found in the table below.

Table 2. Summary of Indoor Facility benchmarking analysis.

Indoor Facilities	Qty	Qty / 1,000 residents	Supply vs. Comparable Communities	Additional Qty needed to reach average provision (2021)	Additional Qty needed to reach average provision (2040)
PRC Area Population	44,775				49,884
Pool Swim Lanes	8	0.18	↓ Below Average	1.9	3.0
Leisure Pool	1	0.02	— Average	0.2	0.3
Ice Sheet	2	0.045	↑ Above Average	n/a	n/a
Weight Room	2	0.04	— Average	n/a	n/a
Fitness Studio	5	0.11	↑ Above Average	n/a	n/a
Gymnasium	1	0.02	↓ Below Average	0.2	0.3









Table continues on following page

Outdoor Facilities	Qty	Qty / 1,000 residents	Supply vs. Comparable Communities	Additional Qty needed to reach average provision (2021)	Additional Qty needed to reach average provision (2040)
PRC Area Population	44,775				49,884
Pickleball Court - Dedicated	0	0.00	↓ Below Average	5.8	6.5
Pickleball Court - Shared	7	0.16	↑ Above Average	n/a	n/a
Pickleball Court - Total	7	0.16	↓ Below Average	2.1	3.2
Tennis Court - Dedicated	15	0.34	— Average	n/a	0.4
Tennis Court - Shared	2	0.04	↓ Below Average	0.6	0.9
Tennis Court - Total	17	0.38	— Average	n/a	1.3
Ball Diamonds	14	0.31	↑ Above Average	n/a	n/a
Grass Rectangular Field	5	0.11	↓ Below Average	1.7	2.5
Artificial Turf Field	2	0.04	↓ Below Average	0.6	0.9

Notes: Dedicated tennis courts and shared pickleball courts include public indoor courts.



The benchmarking highlights that the PRC is:

Above Average for:	On Par for:	Slightly Below Average for:	Below Average for:
 <p>Ice Sheets</p>	 <p>Weight Rooms</p>	 <p>Swimming Lanes and Leisure Pools</p>	 <p>Dedicated Pickleball Courts</p>
 <p>Fitness Studios</p>	 <p>Tennis Courts</p>	 <p>Rectangular Grass and Artificial Turf Fields</p>	
 <p>Ball Diamonds</p>			

If the PRC decided to set the target of meeting the current average provision with the estimated population growth to 2040, the following additional facilities would be needed over the next 15 years:

- **3** additional swimming lanes
- **6-7** additional dedicated pickleball courts
- **1** additional tennis court (indoor or outdoor)
- **2-3** additional rectangular sports fields
- **1** additional artificial turf field



User Data and Programming Analysis

PRC offers programming at Panorama Recreation Centre, Greenglade Community Centre, Centennial Park, Central Saanich Cultural Centre, and North Saanich Middle School. User data for registered and drop-in programs over the past five-year period was assessed to help understand facility related opportunities and needs. It should be noted that this period includes the COVID-19 pandemic, which had dramatic implications during the pandemic due to facility closures and/or social distancing measures such as capacity limits. In addition, across Canada, recreation centres are finding that attendance has not yet rebounded to pre-pandemic levels as people have changed their exercise habits, with strong growth in outdoor activities such as walking and hiking or in a shift to home-based fitness activities.

Registered Programs

Over the past five years, the most popular registered programs for children offered at Panorama Recreation Centre are summer camps. For adults, fitness classes and dance saw the most growth in registration over the past five years. The participation levels that have grown the greatest since 2019 are Adult Dance (477%), Archery (423%), and Art and Crafts (406%).

The number of canceled programs has been steadily declining since 2019, indicating that the current program mix is effective, leading to fewer cancellations.

Several programs have waitlists. The most frequently waitlisted programs include swimming lessons, tennis lessons, chronic conditions, fitness classes, and yoga. The top programs at Greenglade Community Centre are kindergym, pottery, and pickleball.

The main programs offered at North Saanich Middle School are badminton, pickleball, and fitness classes. There were 877 participants in 2023, which is not yet up to the pre-pandemic level. This is attributed primarily to the disruption in recreation habits. There may be opportunities to expand programs at this facility, depending on the capacity of PRC staff and community organizations to provide organization and/or instructors.

The Central Saanich Cultural Centre has two multipurpose rooms that are available for booking through PRC. There are also programs offered at this space, with the most popular program types including licensed after school care and summer camps for children, music classes for children and adults, and fitness and yoga. There are also other programs, such as pet training and crafts.

As of 2025, the PRC is responsible for the operations of several facilities in Centennial Park including the fieldhouse, three covered picnic shelters and a covered multi-sport box scheduled to open in September 2025. PRC operates programming, such as summer camps, out of the fieldhouse. The fieldhouse is also bookable for community use.

Drop-In Programs

Drop-in programs are offered at Panorama Recreation Centre and Greenglade Community Centre. Since 2019, participation in drop-in programs has increased overall. The passholder membership base decreased significantly in 2020-2021, reflecting regional trends in recreation service participation during the COVID-19 Pandemic. The PRC membership base increased from 2022-2024, but has not yet rebounded to pre-pandemic levels.

Drop-in programs at Panorama Recreation Centre include various court sports like squash and tennis, skating, swimming, fitness classes, and the weight room. Each year, except in 2020, participation rates were highest in the pool, followed by weights, fitness classes, and arena. The pool usage each year is highest among adults, followed by youth and children under 6.

At Greenglade Community Centre, the use of the weight room and fitness facility, as well as the pottery studio, has increased significantly over the past few years. There is also drop-in pickleball available at Greenglade Community Centre.



Greenglade Community Centre front entry

Program Benchmarking Analysis

Programming was analyzed using three recreation frameworks that are useful tools for ensuring the programs provided are meeting recreation objectives such as ensuring equity, accessibility, and inclusion, and serving all ages and abilities. In general, public recreation services prioritize affordable, low-barrier, inclusive recreation while sports organizations and private businesses provide specialized and tailored services, as well as higher-level competition opportunities.

The following frameworks and guidelines were used to evaluate the PRC's programming services:

- Canadian Parks and Recreation Association (CPRA) Framework for Recreation in Canada (2015)¹;
- Canadian 24-Hour Movement Guidelines², and
- Canadian Sport for Life (Long-Term Development in Sport and Physical Activity 3.0)³.

Key findings from this analysis include:

- The analysis reviewed the activities and programs and matched them to the 5 key themes in the Framework for Recreation in Canada. An activity or program could belong to multiple themes. It found that 62% of activities and programs fell into the Active Living category, while only 3% fell into the Inclusion and Access category.
- Recognizing that some of the programming gaps are filled by private fitness facilities or programming provided by other agencies such as recreational sports groups, there may be a need to increase programs for adults to help meet the recommended 150 minutes of moderate to vigorous physical activity weekly.
- The Sport for Life Long-Term Development findings demonstrate the need for beginner recreation programming with opportunities afterwards to expand skills.

¹ Canadian Parks & Recreation Association. "Framework for Recreation in Canada." Canadian Parks & Recreation Association (2015).

² The Canadian Society for Exercise Physiology. "Canadian 24-Hour Movement Guidelines." The Canadian Society for Exercise Physiology.

³ Canadian Sport for Life. "Long-Term Development in Sport and Physical Activity 3.0". Canadian Sport for Life.

Financial and Operational Data Analysis

Financial Analysis

The PRC aims to provide high value to the community, ensuring that affordable recreation is available to everyone while maintaining financial sustainability. Operations are funded by a combination of user fees and rental fees, making up just under half of the costs. The remaining funding is primarily tax requisition from residents. Additional funding for capital expenses and some programs is supported by grants.

Table 3. Percentage of funding from user fees and rentals.

Year	Percentage of Funding from User Fees and Rentals
2019	47.6%
2020	31.3%
2021	37.1%
2022	43.6%
2023	46.5%

The annual statement of operations was provided from 2018-2023. An analysis was completed comparing the average across all years to pre-COVID-19 years. The anomaly of 2020 and part of 2021 make a 5-year analysis challenging. During the pandemic, social distancing and hygiene practices would have impacted revenue (i.e. reduced drop-ins, class size reductions, reductions in sponsorship and donation income, etc.) and operational costs (i.e. increased cleaning, etc.). Across Canada, recreation centres are finding that attendance has not yet rebounded to pre-pandemic levels as people have changed their exercise habits, with strong growth in outdoor activities such as walking and hiking or in home-based workouts.



Fitness Studio at Panorama Recreation Centre

Transfers to Reserves

While direct operating revenues have increased since 2019, this has largely been offset by rising operating expenses. In addition to annual reserve contribution, the PRC transfers annual operating surpluses to either the equipment replacement reserve, capital reserve and/or the annual operating reserve.

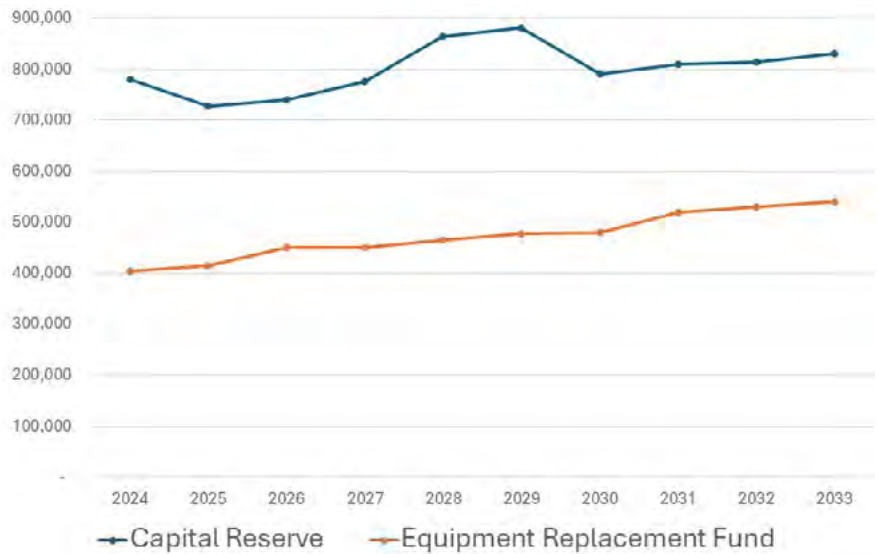


Figure 5 Projected transfers of reserves.

Reserve Fund Balances

Planned capital and equipment replacement projects are funded through withdrawals from the reserve funds. Approximately \$3.2 million from the Capital Reserve is under consideration by the PRC for accessibility improvements to the arena in 2027.

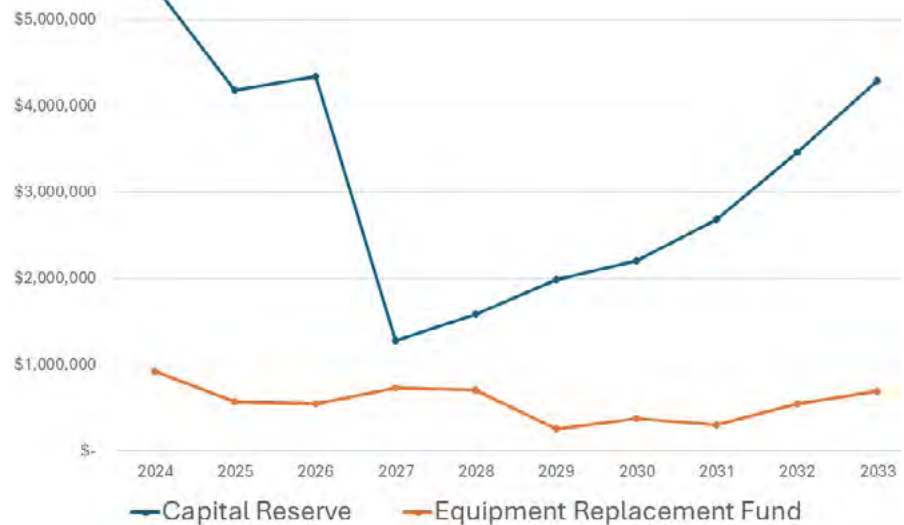


Figure 6 Projected reserve fund balance.

Debt Servicing Summary

The CRD also has capital debt authorization for projects such as the current multi-sport box construction at Centennial Park and the Heat Recovery System for Panorama Recreation Centre.

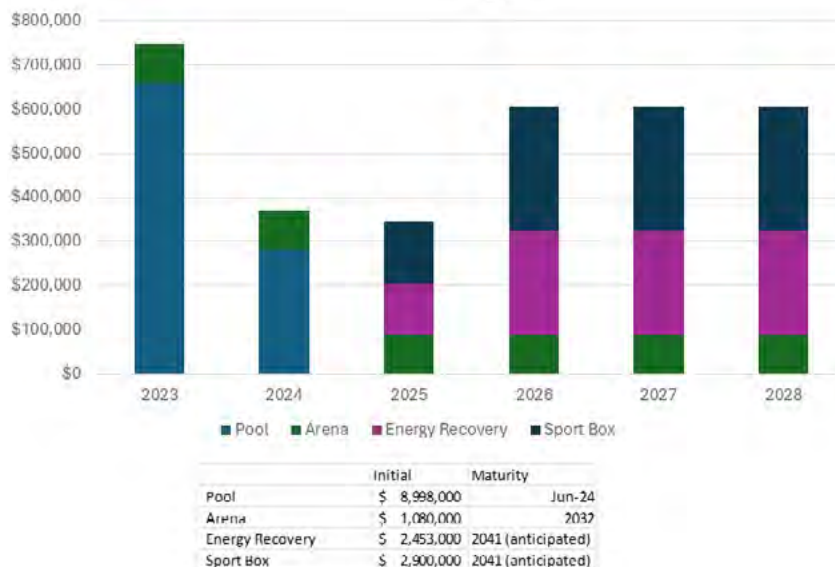


Figure 7 Debt servicing summary.

Increases to borrowing amounts at an annual debt servicing of 4.5% over 15 years may have a downstream impact to property tax increases. Potential household costs linked to borrowing amounts are shown in the table below. Balancing the request for new facilities must consider future requisition needs for both capital and operating costs to ensure financial sustainability for both the PRC and PRC Service Area residents.

Table 4 Anticipated tax increases by borrowing amount.

Borrowing Amount	Annual Debt Servicing (4.5%)	Current Requisition	Debt Related Requisition Increase	Current Avg. Annual PRC Tax Per Property (approx.)	Average Annual Increase Per Property
\$ 1,000,000	\$ 96,825	\$ 5,891,860	2%	\$ 309	\$ 5.08
\$ 5,000,000	\$ 484,000	\$ 5,891,860	8%	\$ 309	\$ 25.38
\$ 10,000,000	\$ 968,000	\$ 5,891,860	16%	\$ 309	\$ 50.77
\$ 17,000,000	\$ 1,646,000	\$ 5,891,860	28%	\$ 309	\$ 86.32
\$ 27,000,000	\$ 2,614,000	\$ 5,891,860	44%	\$ 309	\$ 137.09
\$ 35,000,000	\$ 3,380,000	\$ 5,891,860	57%	\$ 309	\$ 177.26

Membership, Passes, and Program Registrations

The financial analysis included a review of memberships and passes, registered programs, the Leisure Involvement for Everyone (LIFE) and Leisure Assistant Program, and PRC staffing.

Membership trends at Panorama Recreation Center from 2018-2023 reveal several key patterns.

- Annual passes have seen declining popularity as members shift toward flexible continuous monthly options, particularly evident in 2024's adult membership data.
- Senior passes, particularly the 10-visit option, consistently rank as the most popular membership type. Seniors show the highest total visits across all pass categories.
- Introduced in 2023, the new family pass program has demonstrated strong growth, with continuous monthly passes gaining popularity over annual memberships.
- Adult membership patterns show a clear preference for 10-visit passes over 25 or 50-visit options.
- Though youth use of some facilities has grown in recent years, overall youth participation is recovering slowly and hasn't yet returned to 2019 levels. However, youth attendance in the weight room has increased significantly.

Of the four main facilities, registered programs brought in the most revenue at Greenglade Community Centre. Panorama Recreation Centre revenues are driven primarily by drop-in participation and rentals.

PRC offers the LIFE and Leisure Assistant Programs, regional initiatives supported by the Greater Victoria Active Communities. The LIFE program provides free or low-cost recreation opportunities for individuals and families with limited incomes. The Leisure Assistant Program assists people who have a disability and require the assistance of a support person when engaging in leisure activities. The pool facilities are the most utilized among Leisure Assistant pass holders.



Indoor tennis courts at Panorama Recreation Centre

Aquatics Analysis

The aquatic analysis included a review of hours of operation, maximum pool capacity, swims per year, staffing, accessibility, swimming programs and swim clubs.

- The pool usage each year is highest among adults, followed by youth and children under 6. This accounts for drop-in activities such as lane swim and leisure swim.
- The most recent pool use data indicates the pressure on the pool is coming primarily from demand for swimming lessons and swim clubs wanting additional time and space allocated for their use. In order to align with school hours, these programs typically place a high demand on facility space on weekday evenings and weekend mornings.
- Programs like aquafit are also increasingly popular.
- Ongoing evaluation of allocation policies will be needed to find the right balance between community drop-in access for lane swimming and programmed uses of the pool.



Pool at Panorama Recreation Centre

Arena Analysis

The arena analysis included a review of arena bookings and an assessment of prime and non-primetime use.

- The arena is currently operating near maximum capacity during the ice season, with female hockey programs experiencing notable growth. There is increasing demand from users outside the local area, including Saanich and Victoria.
- Ice is converted to dry floor use at the end of March and the end of April, depending on playoff needs for user groups. Both arenas remain dry floor until late July or early August. The dry arena is repurposed for activities such as ball hockey, lacrosse, roller skating, movie nights, court space, and trade shows, although evening and weekend slots are better utilized than daytime hours.



Arena at Panorama Recreation Centre

Outdoor Recreation Facilities Operations Analysis

Outdoor Recreation Facility Booking

In 2025, the PRC took on facility management and booking responsibilities for some of the facilities at Centennial Park in Central Saanich, including the fieldhouse, picnic shelters, and the new covered multisport box. In general, the PRC is well-suited to managing bookings, both indoor and outdoor, as it already has a booking system in place for recreation facilities. However, through interviews with Sidney and North Saanich representatives, there was not a need or desire for the PRC to provide this service for their outdoor recreation facilities.

Benefits

- Having a single hub for booking indoor and outdoor spaces is beneficial for residents because it improves awareness of the facilities across the peninsula, potentially improving access and enabling more use.
- Residents would only need to visit one location to book a picnic shelter and then can choose an available facility that best meets their needs.
- Residents could easily find an alternative in case a popular facility is not available.
- Centralized booking could help ensure that the available facilities are used to their maximum capacity and limit the need for duplicate facilities.
- Centralizing booking could provide user data, which can help the PRC and municipalities assess and plan for future additional facilities.

Challenges

- There may be challenges if the PRC is responsible for booking facilities but is not responsible for maintenance and is not provided up to date facility condition information. Maintenance standards may also be different between the municipalities, raising questions from community members.
- Safety, security and risk management are major concerns related to outdoor recreation facilities as Panorama Recreation staff are not present at these sites consistently enough to manage all risks associated with usage.
- Many park amenities are not currently bookable, such as tennis courts in Sidney and North Saanich.
- Sports field allocations are currently managed by sport user groups and while there has not been any indication of challenges in this arrangement, it could lead to gaps in equitable access due to a lack of clear allocation policies and/or principles.
- The impact on use patterns is unknown. People may be willing to travel for higher quality facilities, and increasing awareness and access could mean facilities across the peninsula are not used equally.

Maintenance of Municipal Outdoor Recreation Facilities

In general, municipalities are better suited to maintain landscapes, parks, outdoor spaces and outdoor recreation facilities due to the sub-region's extensive geography. Outdoor facility maintenance staff would have to travel from work yards to park locations across the subregion, which would impact the efficiency of delivery. To address this, the PRC would likely end up having geographically dedicated crews and works yards, which is much how the municipalities are already operating. Municipalities already own and manage staff and equipment necessary for outdoor recreation facility maintenance, and most of this equipment would still be needed by each municipality for the care of other parks, greenspaces, and amenities. From interviews with municipal representatives, there is also a difference in service and maintenance levels that could make a subregional parks service challenging to find consensus on.



Outdoor space adjacent to the Greenglade Community Centre

Engagement



The planning process included extensive community engagement with peninsula residents and relevant interest-holders. The purposes of the engagement were to:

- Gather data related to community needs and expectations for recreation facilities, programs, activities, services, and experiences, now and in the future;
- Gather information on the participation of residents in recreation, activities, services, and experiences provided by others;
- Foster community awareness and gauge support; and
- Identify potential partnership opportunities.

See Appendix B for the complete Engagement Summary.

Outreach and Participation

Engagement was held between November 2024 and February 2025. Outreach to the community was done in the two weeks leading up to and during the engagement activities. Information about the project objectives, project schedule, and how to get involved was shared widely with Peninsula Residents.

Engagement activities included:

- Steering Committee meetings
- Interviews with PRC and municipal staff
- An interview with the Saanich Peninsula Accessibility Advisory Committee
- Public open houses
- Representative Phone Survey
- Online Survey
- A user group questionnaire

Engagement by the Numbers



300 participants in the statistically valid phone survey



12 organization representatives participating in the user group questionnaire



761 participants in the online survey



20 PRC and municipal representatives participating in interviews



100 comments on the community open house boards

The steering committee for the Needs Assessment was composed of municipal representatives from Central Saanich, Sidney, and North Saanich, School District 63 representatives, and representatives from the PRC. Staff interviews were held with the Aquatic Coordinator and with two coordinators with responsibility over arena operations, drop-in activity scheduling and arena booking. Interviews were also held with staff from the three municipalities in the PRC Service Area. An online workshop was held with members of the Saanich Peninsula Accessibility Advisory Committee (SPAAC) to gather feedback.

A random sample phone survey was conducted to provide statistically valid data from the community as a whole. Individuals 18 years of age or older were asked about how they recreated, what barriers they faced in seeking recreation opportunities, and what ideas they had for improving recreation within the PRC Service Area. 300 interviews were conducted with 100 interviews from each municipality served by the PRC. The interviewees were matched as closely as possible to the demographics of the community.

Three public open house sessions were held in November 2024 to better understand the challenges residents faced regarding recreation within the PRC Service Area.

An open-access online survey was conducted from November 6th to December 10th, 2024. The survey asked participants about their recreation habits, barriers they faced in seeking recreation opportunities, and any ideas they had for improving recreation in the PRC Service Area.

A targeted user group survey was distributed by Panorama Recreation and solicited feedback from community groups that use existing recreation facilities within the PRC Service Area.

Engagement Outcomes

PRC Staff

Aquatics staff noted unmet demand for swim lessons and post-pandemic challenges rebuilding staffing levels. Aquatics staff noted that current instructor-to-student ratios are lower than Lifesaving Society recommendations though adjustments are being made. Arena staff noted that the arena is currently operating near maximum capacity during the ice season. Arena staff noted opportunities in modernizing their allocation policy and exploring programming to better use non-prime dry floor time.

First Nations

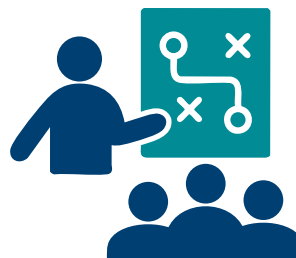
The PRC has recently formed a working group with local First Nations to advise on improving recreation service delivery for Indigenous communities on the Peninsula. Opportunities to promote access to recreation raised in initial meetings have included:



Making facilities more welcoming to Indigenous residents



Providing programming closer to First Nations communities

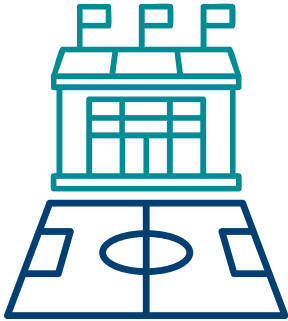


Co-delivering programming with First Nations



Partnerships to provide First Nations youth with equipment and uniforms

Municipalities



Central Saanich voiced the need for a recreation centre in their community and saw a peninsula-wide booking system for outdoor amenities as an opportunity.



Sidney and **North Saanich** voiced satisfaction with PRC service levels in their communities and saw no need for a peninsula-wide booking system.



All three municipalities saw value with collaborating with PRC to deliver programs in municipal parks.

Saanich Peninsula Accessibility Advisory Committee

Members of the committee shared their lived experiences using PRC facilities. Recommendations for improving PRC services for people living with disabilities included adding:

- Weight room assistance/attendants
- An improved arena spectator area for wheelchair users
- Narrated walk-through videos of PRC facilities on the website
- Navigational aids for the visually impaired in aquatic facilities
- Surfacing upgrades to access amenities at Centennial Park and Blue Heron Park



Leisure pool and accessible lift at Panorama Recreation Centre

Online and Representative Phone Survey


The representative survey consisted of 300 interviews with specific steps taken to ensure the sample was representative of the community at large. The final sample was weighted by gender, age and area of residence to match Statistics Canada census data. The margin of error on the sample is +/-5.7% at the 95% confidence level.

The same survey questionnaire was available to the public online. A total of 763 residents participated in the online survey. Online survey respondents were primarily female (70%) and were existing users of recreation programs and facilities. As such, the results may not be indicative of the community at large.


Key findings from the representative survey are provided below. Any significant differences in the online survey are noted.



Walking/hiking for exercise was the most popular activity, followed by swimming/going to the beach, and going to the gym.



Over half of representative survey respondents have used the Panorama Recreation Centre in the past 12 months.
One in five have used the Greenglade Community Centre in the last 12 months.



Approximately 20% of representative survey participants and 40% of online survey participants use recreation facilities or attend recreation programs in other communities, most commonly at Saanich Commonwealth Place.

81% were satisfied with the **types of programs** offered on the Saanich Peninsula

71% were satisfied with the **frequency of programs** offered on the Saanich Peninsula

Most residents are satisfied with the **facilities** in the PRC Service Area.



Respondents from **Central Saanich** were **slightly less satisfied with recreation programs** than those from Sidney and North Saanich.

Representative survey respondents showed the highest rates of dissatisfaction for:

- **lacrosse boxes/ multi-sport courts** (36%)
- **outdoor pickleball courts** (26%)



While **66% of representative survey respondents** said they **do not face barriers** to accessing recreation opportunities, online survey respondents said **full classes**, and **classes not fitting their schedule** were the primary barriers.



Fitness Studio at Panorama Recreation Centre

Facilities with High Community Interest		Programs with High Community Interest	
 <p>Swimming Pools</p>	 <p>Pickleball Courts</p>	 <p>More Classes: Fitness, Pickleball, Swimming Lessons</p>	 <p>Class Schedules: More Morning, Evening, and Weekend Classes</p>
 <p>Weight Rooms</p>	 <p>Indoor/Outdoor Courts</p>		
 <p>Social Areas and Food</p>			



Trends in Recreation



The following are broad level industry trends compiled from a variety of sources and drawing from reviews with other projects and recreational plan studies.

Age-Friendly Facilities

Seniors and youth often face barriers to recreation. Age-friendly facilities promote health, inclusion, and connection by offering accessible spaces and diverse programs. They support active aging, improve safety for all users, and foster lifelong participation, helping create communities where everyone feels welcome and supported.

With over one-third of PRC Service Area residents aged 65 or older, PRC must prioritize universal accessibility, expanded wellness services, and more social and cultural programs. For seniors, the PRC offers group exercise, strength training, and yoga, complemented by two community-operated senior centers, Central Saanich Seniors Centre and the SHOAL Centre. PRC also supports all ages with a weight room, youth programs like archery, camps, and swim and skating lessons. Teens benefit from strength training, outdoor basketball and multi-sport courts at Panorama Recreation Centre, and a teen lounge at Greenglade Community Centre.



Accessible and Inclusive Facilities

All areas of the facility, including washrooms and change rooms should be fully accessible and inclusive of gender and culturally diverse individuals. In addition, there is an emerging holistic approach to accessibility for physical and cognitive disabilities with the Rick Hansen Accessibility Certification Program, which looks to provide meaningful accessibility above what is simply required by code.

Accessibility and inclusion are central to PRC's strategic planning, with a focus on creating barrier-free, universally accessible facilities that empower individuals of all ages, abilities and identities to participate in recreation. Enhancing accessibility at key areas like the pool and arena offers significant opportunities for improvement. In particular, the arena is undergoing a review for accessibility and inclusion upgrades to better serve diverse community needs, ensuring everyone can enjoy these spaces to the fullest. The PRC is undertaking accessibility upgrades incrementally.



Flexible and Adaptive Facilities

Recreation facilities must meet evolving community needs while managing costs. Multifunctional, adaptable spaces allow for diverse, intergenerational programming and maximize use across all days and times. This approach supports changing demographics and fosters community connection through efficient, flexible facility design that allows internal layout changes or incorporates strategies such as generic-shaped rooms and moveable partitions.

Panorama Recreation Centre features an indoor, convertible court for various activities including squash and basketball, while its underused squash court could be considered for repurposing into a mini-gym or fitness studio, allowing for more dynamic fitness options. At Greenglade, several activity rooms and classrooms are available and bookable by the public, providing versatile spaces for community programs, meetings, or recreational activities. These adaptable spaces cater to a wide range of user needs and encourage greater community engagement.



Co-location of Community Amenities

As social connection becomes increasingly important, co-locating recreation facilities with libraries, daycares, wellness centres, and other amenities is a growing trend. These hubs support community-building, improve convenience, and enhance operational efficiency. Some, like Vancouver's Mount Pleasant Centre, are integrated into housing developments. Successful co-location requires clear agreements on roles, responsibilities, and cost-sharing.

Centralized community amenities, such as the Panorama Recreation Centre and outdoor fields and courts promote the use of recreation facilities and programming. The Central Saanich Cultural Centre is co-located with a branch of the Greater Victoria Public Library and is located in a busy park within the Brentwood Bay community. Panorama Recreation Centre has a physiotherapy tenant in an adjacent space, facilitating access to those services for community health and wellbeing, particularly important for the aging population.



Broader Scope of Recreation

A modern recreation facility supports a wider concept of recreation than traditionally considered. Among the changing trends are a greater emphasis on social spaces, informal spaces, larger lobbies and seating areas, food services, and relaxing environments. Expanding programming to include arts and culture, crafts, and learning opportunities supports social connections and creates more inclusive facilities that aren't just focused on physical activities.



For the PRC Service Area, facilities like the Central Saanich Cultural Centre, Greenglade Community Centre, and Mary Winspear Centre are examples of facilities that have some of these features, however there is a gap in terms of large lobbies and spaces for casual interaction.

Indoor/Outdoor Connections

Outdoor recreation has been shown to benefit the mental and physical well-being of people across generations. Contact with nature has been shown to improve development in children¹. Seniors show a preference towards outdoor settings, expressing interest in the aesthetic value of natural landscapes². Recreation complexes should consider connections between indoor and outdoor spaces. These connections allow for more diverse programming opportunities, offering flexibility and variety in indoor-centric programming while allowing outdoor space to share key amenities.



In the Saanich Peninsula's mild but often inclement climate, these connections allow recreation users to get outside during sunny breaks in the winter months while keeping dry spaces nearby. The Panorama Recreation Centre site offers a variety of outdoor amenities including a children's play area and the Eric Sherwood Trail.

³ Chawla, Louise. "Benefits of nature contact for children." *Journal of planning literature* 30.4 (2015): 433-452.

⁴ Wen, Chen, Christian Albert, and Christina Von Haaren. "The elderly in green spaces: Exploring requirements and preferences concerning nature-based recreation." *Sustainable cities and society* 38 (2018): 582-593.



Findings and Recommendations

This Subregional Recreation Facility Needs Assessment is intended to provide the PRC guidance on what might be needed currently and over the next 10-15 years. With that in mind, the following section outlines the key findings within the current system and the trends and opportunities that lie ahead for each of the following:

- fitness studios and weight rooms
- gymnasiums
- aquatic facilities
- arenas
- recreation centres
- tennis and pickleball courts
- sports fields and ball diamonds

Each section summarizes strategic guidance and previous engagement information, existing inventory, benchmarking, engagement results from this Needs Assessment, trends and benefits, conclusions, and recommendations. The recommendations are broken out into two categories:

- Short Term: 0-5 years
- Long Term: +5 years



Aquatic facility at Panorama Recreation Centre

Fitness Studios and Weight Rooms

Existing Inventory



Panorama Recreation Centre - 549 m²



Greenglade Community Centre - 153 m²

Benchmarking


Table 5 Fitness facility benchmarking summary

Benchmarking Metric	Total	Level of Service	Relative Level of Service
Number of fitness facilities	2	1 fitness facility per 22,000 residents	↑ Above Average
Area of fitness facilities	702m ²	15.7m ² per 1,000 residents	↑ Above Average

Strategic Guidance

Developing fitness studios and weight room facilities and programming aligns with recommendations from the **Panorama Strategic Plan 2022-2026**.

The size of Panorama Recreation Centre weight room and fitness spaces are above average, while the facilities at Greenglade Community Centre are below average size.



A comparison of the square footage per capita could be useful in determining if existing spaces should be expanded or if a new space should be added in the future, but this information is not readily available in most instances. As the size of District of Saanich fitness facilities is publicly available, a comparison has been conducted in the adjacent table.

Table 6 Summary of regional fitness facility areas

Facility	Size
Panorama Recreation Centre	549 m ²
Greenglade Community Centre	153 m ²
Cedar Hill Recreation Centre	371 m ²
G.R. Pearkes Recreation Centre	149 m ²
Gordon Head Recreation Centre	400 m ²
Saanich Commonwealth Place	679 m ²
Average	384 m²

Community Engagement Results

- These are some of the most well-used spaces. There is high demand from the community for more fitness opportunities and expanded weight/cardio areas and fitness classes.
- The accessibility committee cited the importance of fitness facilities for their health and mentioned that improved access and having designated times where staff were available for assistance would be beneficial.

Trends, Benefits, and Other Considerations

- Demand for fitness opportunities, particularly drop-in and flexible options like weight rooms and cardio equipment, is high, and new fitness centres are being designed with much higher capacity.
- Adjacent spaces for stretching and body weight exercises are increasingly in demand.
- Panorama Recreation Centre has a physiotherapy tenant in an adjacent space, facilitating access to those services for community health and wellbeing, which is particularly important for an aging population.
- Fitness facilities have the potential to generate revenues beyond cost recovery models and can be a good return on investment while also supporting community health and active lifestyles.
- Youth attendance in the weight room has increased significantly following the COVID-19 pandemic, in part due to social media exposure of weight training.
- The fitness facility at Greenglade has the best accessibility, as it is on the ground floor.

Conclusions and Key Findings

- The main indicators of need come from the community engagement results showing high demand for more / expanded fitness opportunities, including both fitness classes and weight room facilities.
- Staff have also highlighted the popularity of the Panorama Recreation Centre weight room, particularly during peak hours.
- Panorama Recreation Centre's weight room is challenging to access due to its second floor location.
- Peak times are very busy, particularly on weekday afternoons and early evenings.

Recommendations

Based on the needs assessment, the PRC should plan for improvements and expansions to the existing weight rooms and fitness studio spaces, including extended hours and accessibility features and programming.

Short term:

- Conduct an interior space planning assessment at Panorama Recreation Centre to identify opportunities to improve the space layout within the existing fitness studios and weight rooms and to add additional fitness studio space on the ground floor.
- Pursue accessibility upgrades to the fitness studios and weight room at Greenglade Community Centre.
- Explore increased staffing in conjunction with a review of hours of operation for both the Panorama Recreation Centre and Greenglade Community Centre.
- Consider the feasibility of providing a separate entrance with key fob access at Greenglade Community Centre.

Long term:

- If/when a future recreation centre and/or additional community recreation spaces are considered, a weight room and fitness studio would be important amenities to support community health and well-being, addressing unmet demand.



Weight room at Panorama Recreation Centre

Gymnasiums

Existing Inventory



Strategic Guidance

Developing programmable indoor recreation spaces, such as gymnasiums, aligns with recommendations from the **Panorama Strategic Plan 2022-2026**.


Greenglade Community Centre

The PRC currently has one gymnasium that is fully programmable at the Greenglade Community Centre and one partially available gymnasium at North Saanich Middle School. Greenglade Community Centre is a former elementary school that is owned by the school district and leased by the PRC. The gymnasium at Greenglade is elementary school size and not a standard gymnasium size. Several other gymnasiums at schools across the PRC Service Area could help expand recreation opportunities. School gymnasiums are discussed below.

Benchmarking

Table 7 Gymnasium benchmarking summary

Benchmarking Metric	Total	Level of Service	Relative Level of Service
Gymnasiums	1	1 gymnasium per 44,000 residents	↓ Below Average



School Gymnasiums

Full gymnasiums with appropriate height ceilings provide a high value relative to the cost because of the flexibility of programming that can be accommodated. Some examples include fitness classes, drop-in sports for youth, open gym for children and their caregivers, summer camps, birthday parties, pickleball and badminton. Full gymnasiums provide options for volleyball and basketball that are difficult to provide in other spaces.

Joint Use Agreements

Many communities collaborate with school districts to gain access to school gymnasias and to maximize the use of existing community facilities and resources. The PRC’s arrangement for the use of North Saanich Middle School is currently working well. Extending the arrangement to additional locations could be considered, but there are limitations and complexities of programming those spaces. Some of the issues might include:

- **Limited Access** – School facilities are allocated primarily to meet the needs of the schools. During school hours, these spaces are unavailable, and gaining access can be challenging during evenings and weekends. The challenges depend on the joint use agreements in place. Out-of-school hours are often limited by the cost of staffing required for opening/closing facilities and janitorial services. Regular community programs can also be canceled due to school uses, sometimes on short notice. Elementary school gymnasiums are typically smaller than gymnasiums at secondary schools and community centres. It has also been noted that use of the school gymnasium at North Saanich Middle School has not returned to pre-pandemic levels. The exact reasons for this are unknown but could be due to the disruption to recreation patterns in the community.
- Staffing and Communications Challenges – Because it is a satellite facility, there is no reception or lobby area or PRC staff present, other than a program instructor. This creates logistical challenges, such as requiring staff travel to the location, as well as limited supervision.
- Agreements and Liability – Agreements will necessarily outline limitations to uses based on liability concerns. This may reduce access and limit the types of programs and activities that can be run at a school.
- Participant Accessibility and Benefits – The location may be closer to some residents, but it can be challenging for those who are more familiar with the main facilities. The benefits of a recreation hub are missing (see Recreation Centre trends and benefits).

Double Gymnasium	7,000-12,000 sq. ft.
Large Gymnasium	4,000 to 6,000 sq. ft.
Small Gymnasium	3,000 to 4,000 sq. ft.

Community Engagement Results

Community engagement results from both the statistically valid and online survey showed high demand for the following activities that could be provided in a gymnasium space:

- More evening and weekend program times;
- Pickleball;
- Fitness classes, and
- Court sports.



Trends, Benefits and Other Considerations

- Gymnasiums can accommodate a wide range of programming that addresses current recreation trends and needs, such as community events (e.g. Canada Day, Family Day), multi-generational programs (e.g. caregiver/tot open gym, birthday parties), drop-in programs (e.g. court and dry floor sports and cross-training, youth open gym), fitness programs (e.g. boot camps, tai chi, yoga), and out-of-school care and camps.
- Modern gymnasiums have increased potential for programming and flexibility using dividers, allowing for multiple programs to occur simultaneously.
- Gymnasiums can bring added value when considered as part of a community resilience hub, which is a community amenity designed to build social connection, facilitate a sharing of knowledge and culture, and enhance well-being in non-emergency times, and in an emergency, can provide shelter, critical service centralization or operate as a resource centre.
- Financially, gymnasiums have favourable cost recovery and revenue-generation potential.
- A full gymnasium has a large footprint, so finding adequate space for a gymnasium facility may be challenging.



Gymnasium at Greenglade Community Centre

Conclusions and Key Findings

- Although school gymnasiums help to provide access, they have limited hours of availability and operational challenges.
- The new covered multi-sport box at Centennial Park will address some of the gaps, but the impact should be tracked over time.
- Further staffing resources, such as a community development role, should be explored to support partnership development in the community, facilitating community usage, oversight of facility booking processes, and supervision of future facilities.

Recommendations

The PRC should look to expand the supply of gymnasiums to accommodate a wide range of programming.

Short term:

- Continue to partner with School District #63 and seek to expand the use of school gymnasiums. Suggested priority is Brentwood Bay Elementary School to improve access to recreation programs in Central Saanich.
- Continue to analyze other opportunities for gymnasium space and/or access.
- Track and evaluate use of the Centennial Park multisport box.

Long term:

- Develop a new full or double gymnasium as it will help address multiple needs identified in this Needs Assessment.
 - ◇ Options for a new gymnasium include:
 - » Adding on to Panorama Recreation Centre - There is limited space on the property, especially if a future pool replacement or expansion is needed. A site analysis and feasibility study regarding future use opportunities of the current PRC site is also recommended in other categories of this needs assessment..
 - » Expanding Greenglade Community Centre - The facility is currently owned by the School District, so further exploration of this option would be needed. There is sufficient space on the property.
 - » Identifying a location in Central Saanich - Finding a location in Central Saanich would improve equitable access to recreation.
 - » Future school district infrastructure plans in Central Saanich may be an opportunity to build on the North Saanich Middle School model and co-locate recreation with a school, but with dedicated recreation space. An example elsewhere in the region is the Neighbourhood Learning Centre, co-located with the new Oak Bay High School.

Aquatic Facility

Existing Inventory



Panorama Recreation Centre

Amenities at the Panorama Recreation Centre Aquatics Facility include:

- 8 25m swim lanes
- 1 leisure pool
- 1 hot tub
- 1 waterslide

Strategic Guidance

The **Panorama Strategic Plan 2022-2026** advises monitoring pool use to inform long-term actions.

Panorama Recreation Strategic Plan engagement results indicated that aquatic opportunities were highly valued and in demand.

Accessibility

The leisure pool and two 25m swim lanes can be accessed using a ramp, while the 6-lane pool, hot tub and waterslide are accessible by an elevator and lift system.

Aquatics Facility Capacity

Table 8 Summary of aquatics facility capacity analysis

Provision of swims per capita is a function of the facility size, design, and staffing, as well as current use and demand. Pool capacity is generally measured in terms of both theoretical and practical capacity. Based on the analysis, the aquatics facility has not yet reached capacity.

Theoretical Capacity (Swims per Year)	Practical Capacity (Swims per Year)	Actual Use - 2023 (Swims per Year)
382,750	207,106	169,603

Theoretical Capacity refers to the maximum number of people that can be safely accommodated based only on size and volume and the space that a person needs to swim comfortably. The theoretical capacity of the Panorama Recreation Centre pool is 382,750 swims per year.

Practical Capacity refers to the realistic number of swimmers a pool can accommodate considering additional factors like water filtration and safety regulations. The aquatic centre at Panorama Recreation Centre has a practical capacity at any one time of 260 bathers in the lane pool, 349 in the leisure pool, and 25 in the hot tub, respectively. Based on the current operating hours, this translates to a practical capacity of 207,106 swims per year. This capacity is also impacted by the type of use – for instance, the capacity of the lane pool during lane swimming is lower than it would be for a public swim.

Current Use

The Aquatics Facility saw roughly **169,603 total swims** in 2023.

That's roughly **3.8 swims per capita.**

This number may vary depending on the actual usage by those renting the facility. This is below the theoretical capacity of 382,750 swims and the practical capacity of 207,106 swims. Current use varies substantially by time of day, with prime usage times being weekday afternoons, early evenings and weekends. While there is still overall capacity in the current facility, demand at prime times is beginning to exceed capacity.

The recent pool use data indicates the pressure on the pool is coming primarily from swim clubs wanting more time allocated as well as increasing demand for swimming lessons. Programs like aquafit are increasingly popular as well. Ongoing evaluation of allocation policies will be needed to find the right balance between community drop-in access and programmed uses of the pool.

Staffing

Aquatic staffing, particularly for swim instructors and lifeguards, has been challenging for several years. This is a nationwide phenomenon, not unique to the PRC Service Area. Continuing to provide training programs for new staff is an important way to improve the availability of aquatic staff.

The PRC operates the pool with more conservative ratios of lifeguards to swimmers and swim instructors to students. The PRC is currently taking a conservative approach due to the need to support newer aquatic staff. Over time, the PRC may be able to increase the number of swimmers and students allowed at the pool as staff grow in experience and skills. This would increase capacity, as well as improve revenue generation and cost recovery. However, there may be community concerns about perceived crowding during peak pool times or less personal attention during lessons.

Benchmarking

Table 9 Aquatics facility benchmarking summary

Benchmarking Metric	Total	Level of Service	Relative Level of Service (comparable communities)	Relative Level of Service (BC Lower Mainland)
Number of aquatics facilities	1	1 aquatics facility per 44,000 residents	↓ Below Average	↑ Above Average

To meet the average provision based on the 2040 population projections, only **3 additional swim lanes** would be needed.



Community Engagement Results



90% of representative survey respondents were satisfied with the aquatic centre at Panorama Recreation Centre.



There was consistent demand for more swimming lessons across the range of engagement activities.



Swim clubs indicated that they are growing and have unmet demand for more pool time allocation.

- Of representative survey respondents, swimming was the second most popular recreation activity after walking/hiking for exercise, with 23% of adults participating on a regular basis. Swimming was the top activity for children, with 61% participating on a regular basis.
- Almost 40% of representative survey respondents have used the pool at Panorama Recreation Centre in the last 12 months.
- Of representative survey respondents, 11% noted that they use the Saanich Commonwealth Place aquatic facility, and 4% of respondents use other pools to access swimming lessons.
- There was consistent demand for more swimming lessons across the range of engagement activities.

Trends and Benefits

- Swimming lessons are the greatest unmet need. Swim lessons for young children can be provided in shallow water areas, which are less expensive to operate than deeper water areas. Recreational swims and lessons are the PRC's most cost-effective aquatic service categories.
- Demand for leisure pool space is high and reflects the trend in popularity of informal, drop-in, and multi-generational activities. Shallow water areas are used 5X as intensely as deep water and are also less expensive to operate.³
- The lap pool will remain important for the health of seniors, adults, and swim club participants. Over time, as pool features and amenities age, lap swimmers remain loyal and frequent users, but others might be drawn to other facilities that offer new or special features, especially leisure swimmers.



Therapeutic aquatics are increasingly in demand as the population ages and are best suited to shallow water areas.

Gauging the Impact of the Regional Context

- Overall, the region is seeing high demand for swimming lessons, such that people are willing to drive further distances for those programs. Although there may be people who live outside the sub-region who use the Panorama Recreation Centre pool, there are also some PRC Service Area residents who are using other pools in the region.
- From a regional context, Saanich Commonwealth Place is the next closest pool. It is a large aquatic centre with competition-level facilities including a dive tank, multiple lap pools, and a leisure pool, as well as dryland training facilities.
- Several changes to pool availability in the region may create additional pressures on pools in the region. For instance, the downtown YMCA has plans to be relocated and will no longer have a pool; the University of Victoria closed the McKinnon Pool in the Fall of 2024 and is currently conducting comprehensive evaluations to determine the work that would be needed to reopen the facility; and Crystal Pool in the City of Victoria is slated for redevelopment and the current facility is expected to be decommissioned prior to construction, which will take several years.



Swim lanes at Panorama Recreation Centre

Other Considerations

- Older pools tend to operate at lower capacity because they have older amenities and generate lower participation in recreational swims, although they still appeal to loyal patrons who swim frequently. As a result, the contribution/subsidy per swim increases as a pool ages.
- As the pool reaches and exceeds capacity, it will be more challenging to meet the demand for all the different activities, programs, and user groups.
- To renovate/expand Panorama Recreation Centre, there would be a disruption of service for PRC Service Area residents. The options of building a second pool and then planning for the replacement of the facility later would avoid complete disruption of service. A second pool could be built in a different geographic area, which could improve equitable access across the Peninsula in the long term.
- Building excess capacity in advance is generally not recommended. Planning and sizing pools should be based on current and short-term needs rather than long-term projections. This is because the high operating costs of pools can, over time, exceed the cost of expanding or adding a new pool when demand increases.

Across the province...

Many communities are facing aquatic facilities that are near or beyond the end of their useful life. Many are struggling with the high cost of renovation or replacement. The PRC is well-placed to start planning for the expansion of Panorama Recreation Centre or the addition of a second aquatic facility in the long term. Examples of budgets from recent projects include:

New Westminster Aquatic Facility and Community Centre

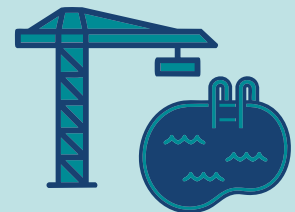
50m 8-lanes w/ diving and leisure pools
\$107M reported 2024 project cost

Vancouver Aquatic Centre

25m 8-lanes, w/ diving and leisure,
\$175M estimated budget

Victoria Crystal Pool

\$168.9M estimated
budget




Conclusions and Key Findings

- Pools are one of the most expensive recreation amenities to build and operate. They must operate near maximum capacity to achieve financial sustainability. The timing of investment in a new pool must be carefully considered to minimize potential over-servicing and resourcing challenges. In addition, adding a second facility would have much greater operational costs compared to expanding or upgrading the existing facility.
- Only 3 swimming lanes would be needed to meet the average provision compared to other similar communities, which does not create a strong case for another pool. However, it could point to potential renovations to improve the existing pool capacity and operate more efficiently.
- Using current demographic projections through to 2040, one pool location is sufficient, although demand pressures will continue to increase, particularly in the short term with two other regional pool closures. Should there be significant changes to demographic growth and/or projections, the need for a second pool location may need to be assessed.

Recommendations

Short term:

- Continue to strive to increase equitable access, increase swims per year, and meet changing community needs within the existing facility.
 - Identify mechanisms to incentivize usage in non-peak hours.
 - Update allocation policies to balance the variety of community and user group needs to help manage capacity challenges.
 - Continue tracking demand and population growth. Assess expansion options at the Panorama Recreation Centre site or a new location in the future should there be significant changes to current demographic growth projections.
 - Conduct a condition assessment and long-term asset management planning for expansion of the pool within the next five years.
 - Consider future aquatics expansion options when reviewing the Panorama Recreation Centre site as a whole.
- 

Arenas

Existing Inventory



Panorama Recreation Centre

The arenas are used primarily for community rentals. One arena hosts a Junior B hockey team and there have been requests to upgrade the facilities for the team, including a dedicated locker room. Accessibility and inclusion improvements are under review, as current change rooms are inadequate for para-sports, washrooms are inadequate for the facility capacity, and viewing areas are outdated and inaccessible to strollers, wheelchairs and other mobility aids.

Amenities at the Panorama Recreation Centre Area include:

- 2 indoor ice arena surfaces
- Washrooms
- 1 meeting room
- 1 skate shop
- 1 concession area

Strategic Guidance

The **Panorama Strategic Plan 2022-2026** advises modernizing arena support spaces for equity and functionality.



Benchmarking

Table 10 arena benchmarking summary

Benchmarking Metric	Total	Level of Service	Relative Level of Service
Number of ice sheets	2	1 ice sheets per 22,000 residents	↑ Above Average

Plans for arena development elsewhere in the region may help reduce the burden on the current arena. A 2023 District of Saanich study estimated a need for an additional 2.5 ice sheets regionally in the next 10 years.⁴ The District of Saanich is currently exploring the addition of an arena in Lambrick Park in the Gordon Head neighbourhood.

Community Engagement Results

- Among those with children under the age of 18 years living at home, ice skating was the second most popular recreational activity noted in the representative survey.
- 87% of representative survey respondents were either very satisfied or somewhat satisfied with the arena.



Trends, Benefits, and Other Considerations

- There is a growing desire for drop-in and unstructured activities, which can be addressed through extending hours of ice arena operations, offering programs at different times of the day and offering short-term, low-commitment programs.
- The arenas currently operate near maximum capacity during the ice season, with female hockey programs experiencing notable growth. There is also increasing demand from users outside the local area, including Saanich and Victoria.

Conclusions and Key Findings

Arenas are one of the most expensive recreation amenities to build and operate. They must operate near maximum capacity to achieve financial sustainability.

Increasing demand for arenas is largely being driven by equity factors, drop-in/flexible/affordable public programming, and dry floor activities.



Recommendations

Short term:

- Continue to update the arena to improve accessibility, safety, and experience for both players and spectators while increasing the viability of new sport opportunities.
- Develop allocation policies to ensure equitable access as capacity pressures increase.
- Review operating hours and consider mechanisms to incentivize use in non-peak hours.

⁶ District of Saanich. Saanich Ice and Dry Floor Demand Analysis Study. February 2023

Recreation Centres

Existing Inventory

This section refers to larger community hubs that provide some or all of the amenities discussed above along with community multi-purpose spaces and considers the geographic distribution of indoor recreational amenities within the PRC Service Area.



Panorama Recreation Centre



Greenglade Community Centre

The PRC currently operates two community recreation centres that are the primary locations for most recreation programs – Panorama Recreation Centre and Greenglade Community Centre. PRC programs are also offered at the Central Saanich Cultural Centre and North Saanich Middle School, although the use of those facilities is limited by the facilities themselves and the availability of access.

Benchmarking

Table 11 Recreation centre benchmarking summary

Benchmarking Metric	Total	Level of Service	Relative Level of Service
Recreation Centres	2	1 recreation centre per 22,000 residents	↑ Above Average

Strategic Guidance

The **Panorama Strategic Plan 2022-2026** advises monitoring and planning for centre expansion.

The **Central Saanich Recreation Needs Assessment (2019)** saw desire for a recreation centre in Central Saanich.

Community Engagement Results



- The Panorama Recreation Centre is popular and well-used, with **over half of representative survey respondents visiting it in the past year (2024)**.



- In the representative survey, **those 65 years of age or older were more likely to note distance to recreation facilities as a barrier**.

- Only 20% of representative survey respondents have used the Greenglade Community Centre in the past year (2024).
- From the representative survey, those who live in Central Saanich were slightly less satisfied with the current program opportunities. The survey did not poll if travel distance affected satisfaction.

Trends, Benefits and Other Considerations

The trend in community recreation is toward community hubs that provide a variety of services within a single location. Community recreation facilities are commonly co-located with childcare, libraries, healthcare, and arts and culture amenities.

- Centralized hubs offer operational advantages by consolidating facility staff, reducing facility redundancy, and enabling the maximized use of available spaces.
- There are also benefits to centralized locations, as multiple family members can participate in activities simultaneously.
- There are better opportunities for cross-promotion and building community awareness of a broad range of community services.
- Social spaces such as lobbies, lounges, and food services can increase use, extend the length of time spent at the facility, and help improve social connections. Communities can balance the community hub approach through the use of satellite facilities to increase access to recreation programs. The PRC is already taking this approach through the use of the Central Saanich Cultural Centre and North Saanich Middle School.
- In comparison to the costs to construct and operate an additional facility, upgrades to existing facilities may have improved opportunities for cost recovery.



Conclusions and Key Findings


- The current approach of a primary community hub at Panorama Recreation Centre and satellite facilities has multiple benefits, but the distance and limited transportation options pose a barrier to some, particularly in the southern areas of Central Saanich.
- While the use of School District facilities should be maximized to the greatest extent possible, these facilities have limited availability (outside of school hours only) and pose operational challenges. They also do not offer the same synergies and community connectivity as recreation facilities with staff and multiple amenities and programs (i.e. no lobby/reception, no information about other programs, fewer casual interactions between community members, fewer opportunities for different family members to participate simultaneously).

Recommendations

Short term:

- When retrofitting existing facilities, prioritize accessibility enhancements and consider ways to incorporate social spaces.
- Explore additional staff resources for community development to continue to work with other community organizations to ensure program offerings are complementary and not in conflict, and to identify opportunities for collaboration, partnership, and capacity-building to expand recreation opportunities across the PRC Service Area.
- When a future community recreation space is considered, a location near Brentwood Bay in Central Saanich would be most beneficial to removing geographical barriers.

Long term:

- A future recreation centre or additional facilities should prioritize a weight room and fitness studio, gymnasium, multipurpose rooms, and flexible lobby/social spaces with a focus on a wide range of programs to support community health and well-being and meet unmet demand.
 - When planning new facilities, consider co-location with other community services.
- 

Tennis and Pickleball Courts

Existing Inventory



Outdoor tennis courts at Panorama Recreation Centre

Strategic Guidance

The **Panorama Strategic Plan 2022-2026** advises playing a leadership role in understanding regional pickleball needs.

The **Central Saanich Recreational Needs Assessment (2019)** noted pickleball facilities as the second most common request.

In engagement for the **District of North Saanich Parks Master Plan (2024)**, 1 in 8 respondents advocated for more pickleball facilities.

The **Town of Sidney Parks Master Plan (2018)**, advises working with local pickleball groups to identify a location for new facility in Sidney.



There are four indoor tennis courts at Panorama Recreation Centre, as well as 12 outdoor courts in the PRC Service Area.



There are no dedicated indoor or outdoor pickleball courts currently in the PRC Service Area. There are four shared tennis/pickleball courts.



The covered multi-sport court at Centennial Park in Central Saanich is currently under construction and will include 4 pickleball courts that will be bookable through PRC.

Benchmarking

Table 12 Tennis and pickleball court benchmarking summary

Outdoor Facilities	Qty	Qty / 1,000 residents	Supply vs. Comparable Communities	Additional Qty needed to reach average provision (2021)	Additional Qty needed to reach average provision (2040)
PRC Area Population	44,775				49,884
Pickleball Court - Dedicated	0	0.00	↓ Below Average	5.8	6.5
Pickleball Court - Shared	7	0.16	↑ Above Average	n/a	n/a
Pickleball Court - Total	7	0.16	↓ Below Average	2.1	3.2
Tennis Court - Dedicated	15	0.34	== Average	n/a	0.4
Tennis Court - Shared	2	0.04	↓ Below Average	0.6	0.9
Tennis Court - Total	17	0.38	== Average	n/a	1.3

Both Oak Bay and Victoria are expanding their supply of outdoor pickleball courts (Carnarvon Park – currently 4 courts with 1 planned, Topaz Park – 11 courts).

Community Engagement Results

Of the representative survey, only 5% of respondents say they play tennis regularly and 3% say they play pickleball regularly.⁵ These were the 8th and 10th most frequently mentioned activities in the representative phone survey.



There was consistent enthusiasm for dedicated pickleball courts and opportunities for bookable courts across all the community engagement results, including the statistically valid phone survey.

⁷ The survey has a margin of error of +/-5.7%, so these percentages are not significantly different.

Trends, Benefits and Other Considerations

Tennis

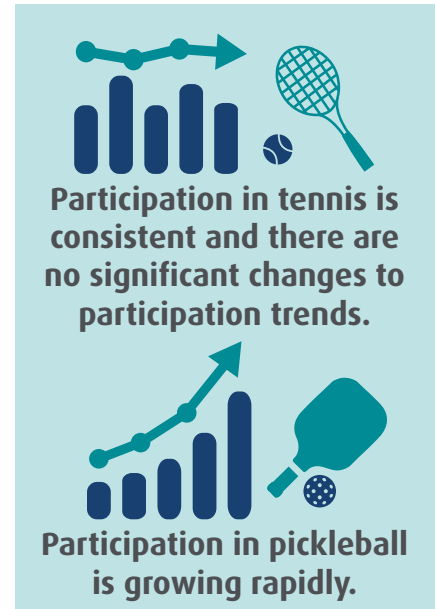
- Canada is now second globally for the percentage of its population playing tennis at 12.8%. Tennis Canada reports that participation has nearly returned to pre-pandemic levels. Participation by youth is strong (Tennis Canada, 2024).
- PRC cites good use of the indoor courts at the Panorama Recreation Centre. There is not reliable data on the use of outdoor courts throughout the sub-region, since most are not bookable.
- Tennis is a sport with good gender equity, and Tennis Canada is currently developing an equity strategy.

Pickleball

- Pickleball has been growing dramatically, particularly over the last 5-10 years. An industry report from the U.S. cites over 200% growth in the past three years and growth in all age groups. Although often associated with older adults, the largest age group participating is now 25-34 years of age (Sports and Fitness Industry Association, 2024). Pickleball has strong gender equity, with men and women playing together in recreation, all the way up to professional-level competitions with mixed doubles.
- Pickleball tends to be a social sport and one that benefits from multiple courts in one location rather than one or two courts only. A bank of dedicated courts is often very well used during all operating hours.
- Courts can be partially managed by local clubs and organizations, but there should be a balance with open access for the general public.
- Indoor spaces are popular among players who want to play year-round, but free outdoor courts are likely to see the highest rate of use when weather permits. There may be opportunities to have seasonal variation in the use of the court spaces at PRC facilities.
- Making space for pickleball within existing facilities has been challenging due to the speed with which demand has increased. There is a question of what obligation there should be to accommodate this growing sport within existing facilities, such as converting tennis courts or adding pickleball lines to tennis courts to make them multifunctional.
- Outdoor pickleball courts have generated significant noise complaints when located near residential areas. Finding an appropriate location, mitigating noise with acoustical barriers, or creating indoor courts are key considerations.

Conclusions and Key Findings

- Tennis is well served based on benchmarking comparisons on a per-population basis. No significant gaps in the provision of courts were identified through engagement.
- Pickleball is currently underserved, with no dedicated courts. The gap in dedicated courts is currently being partially met through gymnasium times at Greenglade Community Centre and North Saanich Middle School, as well as shared outdoor courts (with tennis) in Sidney and Central Saanich. Community engagement feedback indicates there is still unmet demand despite these options. The covered, open-air multi-sport court at Centennial Park will alleviate some of the unmet demand depending on the allocation of time toward pickleball.
- Many communities are building dedicated pickleball courts to meet demand and ease conflicts with tennis. Pickleball courts are best provided in groups of 4, 6, or 8 and can include a queuing system to facilitate court etiquette for rotation and access.
- Shared courts and multifunctional recreation amenities are the reality moving forward, given limited space and resources to meet diverse and changing recreation needs. Although tennis courts have not traditionally been shared facilities, the need to accommodate pickleball is challenging this status quo. Spaces such as gymnasiums, arenas, and pools are all shared between different users and allocation is managed through policies to ensure equitable access. In modern allocation policies, historic use is not the primary determinant. Tennis courts should be treated like other facilities in terms of managing allocation to ensure access and equity as demand changes.
- As demand for pickleball is widespread across the sub-region and finding a suitable location is challenging, a centralized view is recommended and PRC is well positioned to provide that focal point.
- Maintenance of outdoor courts would be best done by an existing parks maintenance crew from one of the member municipalities rather than PRC duplicating this service (equipment/staff).



Recommendations

Short-term:

- Explore resourcing needs and appropriate amendments to the existing bylaws to enable PRC to lead the coordinated planning of new outdoor sport courts in the PRC Service Area.
- Explore resourcing needs and any appropriate amendments to the existing bylaws to work with interested member municipalities to add booking services for municipal outdoor courts.

- Track court usage in the subregion to better understand the future need for tennis courts. Work with pickleball players and groups to gain a better sense of where players are located and when courts are in highest demand.
- To address demand for pickleball in the short term, explore the option of adding pickleball lines to some or all of the indoor tennis courts at Panorama Recreation Centre, providing temporary nets that can be put up and down, and allocating a proportion of the available court time to pickleball. This would provide greater access while not creating noise impacts to adjacent properties.
- To address demand for pickleball in the short term, analyze opportunities for additional pickleball times within gymnasiums. Engage the indoor tennis users and track use to inform decisions on multisport access

Long-term:

- Coordinate the identification of a suitable location and the development of a group of dedicated, outdoor pickleball courts (6 recommended). This would alleviate pressure on shared courts, ensuring that there are sufficient facilities for tennis.
- Consider the potential to add dedicated indoor pickleball courts at Panorama Recreation Centre as part of the review of the whole site.
- Consider indoor or outdoor pickleball courts co-located with a future recreation facility, if pursued.



Tennis program at Panorama Recreation Centre

Sports Fields and Ball Diamonds

Existing Inventory



Sports field at Greenglade Community Centre

Strategic Guidance

The **District of North Saanich Parks Master Plan (2024)** and **Town of Sidney Parks Master Plan (2018)** advise continued collaboration on improvements to Rotary Park.

The **Central Saanich Draft Parks and Trails Master Plan (2024)** advises continuing to improve sports facilities.

Table 13 Sports field inventory summary by facility manager

Fields Manager	Ball Diamonds	Grass Rectangular Fields	Artificial Turf Rectangular Fields
Municipalities	14	5	2
School District 63	9	16	0
PRC (Greenglade)	1	1	0
Total	24	22	2

Benchmarking

Table 14 Sport field benchmarking summary

Outdoor Facilities	Qty	Qty / 1,000 residents	Supply vs. Comparable Communities	Additional Qty needed to reach average provision (2021)	Additional Qty needed to reach average provision (2040)
PRC Area Population	44,775				49,884
Ball Diamonds	14	0.31	↑ Above Average	n/a	n/a
Grass Rectangular Field	5	0.11	↓ Below Average	1.7	2.5
Artificial Turf Field	2	0.04	↓ Below Average	0.6	0.9

Community Engagement Results

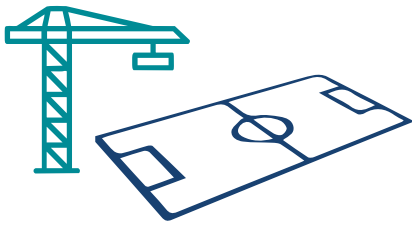
- Of the representative survey, 2% indicated that they played ball diamond sports (softball, baseball, slo-pitch) and 2% indicated that they play soccer.
- 12% of respondents to the representative survey with children under the age of 18 indicated that their children enjoy playing ball diamond sports (softball, baseball, slo-pitch) and 9% indicated that their children enjoyed playing soccer. These were the 5th and 9th most frequently mentioned activities in the representative phone survey.

Trends, Benefits and Other Considerations

- Soccer is considered to be one of the fastest growing sports in the country. Other sports that use rectangular fields, such as Ultimate Frisbee, are also growing in popularity.
- Peninsula Soccer Association and Central Saanich Little League both indicated that their membership numbers are growing.
- The sustainability of community-based sport organizations is a concern in many communities. Like other volunteer-based organizations, many sport organizations are struggling to maintain their capacity.
- With limited resources and increasing populations, communities are formalizing their asset management approach for sports fields to guide the planning of renewals, replacements, and maintenance of fields.
- Municipalities and sport organizations currently maintain, operate, and provide programming of sports fields. This is anticipated to continue in the short term but is dependent on the capacity of community organizations.
- Community organizations traditionally contribute significantly to the capital costs of new and improved facilities through fundraising.
- With limited space and increasing land costs, rectangular fields are being converted to artificial turf to increase the number of playable hours within the same footprint. Lighting is also being added to extend the hours and seasons of play.
- Accessibility improvements are also being pursued for both players and spectators.

Conclusions and Key Findings

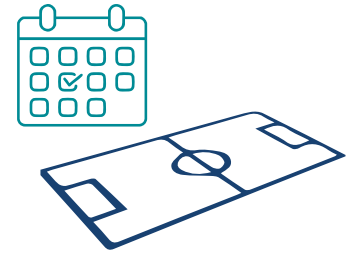
- PRC does not currently have a mandate for the provision of fields and ball diamonds; however, the PRC is well-positioned to support the coordinated planning and booking of these community assets.
- PRC is well-placed to support coordination across the sub-region and booking of fields. However, the maintenance of fields is best provided by municipal staff and/or user groups due to the geographic distribution and the PRC's lack of appropriate staff and equipment.



A field conversion from grass to artificial turf would be a good opportunity for sub-regional collaboration led by PRC because of the peninsula-wide draw it would create.



Partnerships with the School District to improve school fields and expand capacity within the existing land base should continue to be discussed as field demand increases. This could include co-funded/operated facilities.



A regional approach to field facility planning and allocation could be beneficial in the future to ensure the use of existing fields is optimized, but that would represent a significant shift in approach that has not been brought forward by the community.

Recommendations

Short term

- Explore resourcing needs and bylaw amendments to enable PRC to manage booking services for municipal outdoor sports fields and ball diamonds.

Long Term

- In the future, when new facility needs are identified, explore resourcing needs and appropriate amendments to the existing bylaws for PRC to lead the coordinated planning and delivery of new outdoor sports fields and ball diamonds in the PRC Service Area.



Sports field at Greenglade Community Centre

Appendices



Appendix A - Engagement Summary



Peninsula Recreation Commission

Recreation Facilities

Needs Assessment

LEFS
ASSOCIATES

Engagement Summary

March 17, 2025

Contact Information:

509-318 Homer St, **Vancouver** BC Canada, V6B 2V2 | p: 604.899.3806

51 Wolseley St, **Toronto** ON Canada, M5T 1A4 | p: 416 645 7033 | f: 415 645 7046

8 Boswell Crescent, **Whitehorse** YT Canada, Y1A 4T3 | p: 867.332.3806

info@elac.ca | www.elac.ca

CONTENTS

1 Introduction	4
1.1 Outreach and Participation.....	5
1.2 Engagement Tools.....	5
2 Engagement Outcomes	7
2.1 Steering Committee Workshop Summary.....	7
2.2 Staff Interviews.....	7
2.3 Municipality Interviews.....	9
2.4 Representative And Online Survey.....	11
2.5 Public Open Houses.....	14
2.6 Accessibility Committee.....	15
2.7 Community Group Questionnaire.....	15
3 Conclusion	17
Appendix A – Community Group Questionnaire Invites	18
Appendix B – Representative Phone Survey and Online Survey Results ...	19

1 INTRODUCTION

The Peninsula Recreation Commission (PRC) is developing a Recreation Facilities Needs Assessment that will guide facility development and service delivery over the next 10 years. The planning process included an inventory and assessment of the current recreation services and facilities as well as extensive community engagement to identify needs and establish a guiding vision for the Commission moving forward. This “What We Heard” Report summarizes the feedback received during the first round of engagement held between August 2024 and February 2025.

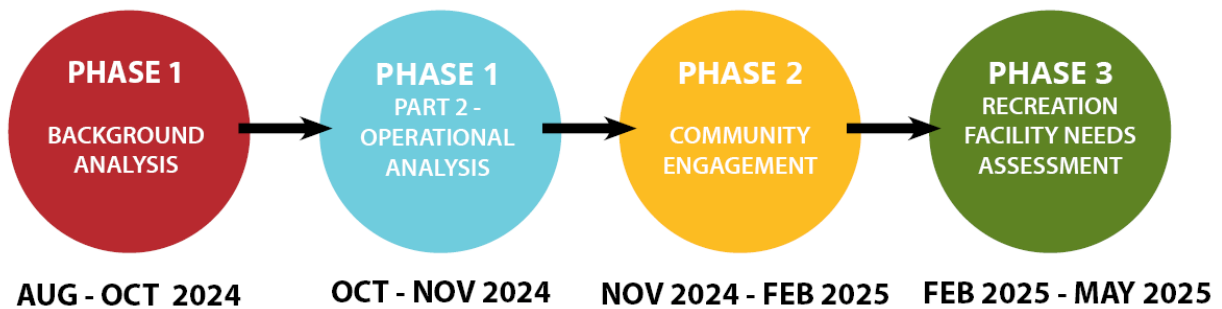


Figure 1 Recreation Facilities Needs Assessment project timeline.

1.1 OUTREACH AND PARTICIPATION

Outreach to the community was done in the two weeks leading up to and during the engagement activities. Information about the project objectives, project schedule, and how to get involved was shared widely with Peninsula Residents.

Opportunities to participate were advertised through:

- The PRC’s website;
- Social media posts on the PRC’s Facebook page;
- Posters at PRC Facilities;
- PRC’s Monthly E-Newsletter;
- Direct phone calls to survey participants;
- Direct emails to municipal representatives;
- Direct emails to facility user groups and community organizations; and,
- First Nations Engagement.

Engagement by the Numbers

300 participants in the statistically valid phone survey

761 participants in the online survey

5 municipal representatives participating in interviews

12 organization representatives participating in the user group survey

100 comments on the community open house boards

1.2 ENGAGEMENT TOOLS

1.2.1 STEERING COMMITTEE WORKSHOP

The Steering Committee for the Recreation Facilities Needs Assessment is composed of municipal representatives from Central Saanich, Sidney, and North Saanich, School District 63 representatives, and representatives from the PRC. The committee was asked to provide input to guide the development of the Needs Assessment and background information about recreation service delivery on the Saanich Peninsula.

1.2.2 STAFF INTERVIEWS

Interviews were held with the Aquatic Coordinator and with two coordinators with responsibility over arena operations, drop-in activity scheduling and arena booking.

1.2.3 MUNICIPALITY INTERVIEWS

Interviews were held with staff from each of the three municipalities served by the PRC: Central Saanich, Sidney, and North Saanich. Interviews discussed challenges and opportunities regarding recreation service delivery and explored the potential for future collaboration with the PRC.

1.2.4 PUBLIC OPEN HOUSES

Three public open house sessions were held in November 2024 to better understand the challenges residents faced regarding recreation on the Saanich Peninsula. The public also had the opportunity to share their thoughts on opportunities to improve recreation in the region. Sessions were held at the Mary Winspear Centre in Sidney, the Central Saanich Cultural Centre in Brentwood Bay, and the Panorama Recreation Centre in North Saanich.

1.2.5 REPRESENTATIVE PHONE SURVEY

A random sample phone survey was conducted during weekday evenings and on weekends during the day from November 8th to December 7th, 2024 to provide statistically valid data from the community as a whole. Individuals 18 years of age or older were asked about how they recreated, what barriers they faced in seeking recreation opportunities, and what ideas they had for improving recreation on the Saanich Peninsula. 300 interviews were conducted with 100 interviews from each municipality served by the PRC. The interviewees were matched as closely as possible to the demographics of the community. The full results are provided alongside the online survey results in Appendix B.

1.2.6 ONLINE SURVEY

An open-access online survey was conducted from November 6th to December 10th, 2024. The survey asked participants about their recreation habits, barriers they faced in seeking recreation opportunities, and any ideas they had for improving recreation on the Saanich Peninsula. 761 residents participated in the online survey. The full results are provided alongside the representative phone survey results in Appendix B.

1.2.7 USER GROUP SURVEY

A targeted survey was distributed by Panorama Recreation and solicited feedback from community groups that use existing recreation facilities on the Saanich Peninsula. The survey asked for additional information about the organization and its current and future membership trends, barriers they faced in providing recreation programs or services, and priorities for short and long-term programs, services or facilities. An Invitation to participate was sent to 42 user groups. 12 survey responses were received.

1.2.8 SAANICH PENINSULA ACCESSIBILITY ADVISORY COMMITTEE

An online workshop was held with members of the Saanich Peninsula Accessibility Advisory Committee (SPAAC) on March 13, 2025 to gather feedback.

2 ENGAGEMENT OUTCOMES

2.1 STEERING COMMITTEE WORKSHOP SUMMARY

The following is a summary of input from the initial steering committee meeting, held in August 2024.

Evidence-Based Recommendations - The committee voiced concerns about the needs assessment and advised that the report recommendations be informed by empirical evidence, not just engagement outcomes.

Optimization - The committee would like consideration to be given to opportunities to create operational efficiencies through the consolidation of resources and expertise and the optimized use of existing facilities.

Working with Municipalities - The committee advised the development of an equitable framework to dictate Commission contributions. The committee wanted the needs assessment to reflect each community's recreation goals and advised that service delivery should respect the autonomy of the three municipalities.

Public Buy-In - The committee noted that public support would be critical to the success of the Needs Assessment and advocated for public education about the benefits of a subregional recreation service.

Social Equity - The committee advised the Needs Assessment to engage under-served communities to represent the widest possible spectrum of Peninsula Residents. The committee noted promoting access to recreation opportunities and services should be a key priority of the Needs Assessment.

2.2 STAFF INTERVIEWS

2.2.1 POOL STAFF

The following is a summary of discussions with the Aquatic Coordinator and Manager of Program Services.

The swim programs at Panorama Recreation are supported by a diverse and highly qualified team of lifeguards and instructors, with senior staff certified as instructor trainers and mentors for new trainers.

Equipment and materials for programming are provided by the Lifesaving Society, including badges, report cards, and related items.

Current instructor-to-student ratios are lower than Lifesaving Society recommendations due to safety considerations for new staff and shorter lesson times, though adjustments are being made to improve lifeguard supervision and support during lessons.

Lifeguard-to-bather ratios follow strict guidelines, with one lifeguard per 35 bathers, increasing incrementally.

The pool experiences its highest usage during early mornings and evenings, with quieter times mid-afternoon. The pool is popular with seniors and swim clubs. Swimming lessons have the highest unmet demand, as indicated by waitlists. There are also youth swims on Friday evenings that are popular. Unique offerings like triathlon training, aqua yoga, and aquacise highlight the facility's programming diversity.

Challenges noted include:

- Balancing public swimming access with increasing demand from user groups.
- Meeting swim lesson demand.
- Maintaining trained instructors and interest in the programs.
- Additional programming could be offered with a larger pool.

2.2.2 ARENA STAFF

The following is a summary of discussions with the Senior Coordinator-Arena & Sport, the Arena Coordinator and the Manager of Program Services.

The arena offers a variety of programs during non-primetime hours to maximize use. These include Stick and Puck (including Women-only sessions), Shiny Hockey, Everyone Welcome Skate, Adult Free Skate, Toonie Skates, and school group programming.

Demand for ice time remains high, with waitlists for school use during the late morning slots and 1-2 pm. Competition for prime time is also significant, involving recreation programming, adult user groups, commercial leagues, and minor hockey organizations. New groups, such as Saanich Secondary School, were added to the allocation this year. The Capital Regional Female Minor Hockey Association has also requested additional ice time.

Ice is converted to dry floor use at the end of March and the end of April, depending on playoff needs for user groups. Both arenas remain dry floor until late July or early August. The dry arena is repurposed for activities such as ball hockey, lacrosse, roller skating, movie nights, court space, and trade shows, although evening and weekend slots are better utilized than daytime hours.

The arena is currently operating near maximum capacity during the ice season, with women's hockey programs experiencing notable growth, and there is increasing demand from users outside the local area, including Victoria.

Current allocation process tends to prioritize user groups first, followed by community programs, with many previous arrangements based on informal handshake agreements.

Challenges noted include:

- Arena operates at near maximum capacity during ice season with an increasing demand for ice time from users, including those outside the local area.
- Ice time has waitlists for school use during daytime hours and competition for primetime bookings (evenings, weekends).
- Converted dry floor space can be challenging if users want to have indoor turf or other flooring materials in place.
- Allocation policies are dated and require modernizing and formalizing.
- Could explore additional programming to better utilize underused times and spaces, particularly for dry floor non-prime time.

2.2.3 RECREATION STAFF

The following is a summary of discussions with the Recreation Coordinator and Manager of Program Services regarding the newly formed committee with First Nations. The committee formed in October and have had three meetings so far. They are in the very early stages of information gathering and relationship building. Staff spoke to some of the items they have heard so far:

- One committee member is involved with sports organizations and champions getting indigenous youth involved in sport.
- Tsawout community has a team of staff. Panorama Recreation staff are working on creating connections/building relationships with their youth coordinators and co-delivering programs.
- Desire for additional recognition at recreation facilities – art, signage, etc – so that the facilities feel more welcoming.
- Potential for partnership opportunities related to equipment and uniform costs for First Nations athletes.
- Equity of access to facilities – using satellite locations such as North Saanich Middle School is one way to address. Potential to add training and/or other programming within First Nations facilities such as babysitter or Home Alone courses.

2.3 MUNICIPALITY INTERVIEWS

Interviews were conducted with staff from the three municipalities served by the PRC in December 2024.

2.3.1 CENTRAL SAANICH

Staff voiced the need for a recreation centre in Central Saanich, noting that their community lacked indoor recreation facilities.

Central Saanich staff had recently held public engagement as part of their Parks Master Plan and Age-Friendly Plan. Common recreation amenity requests from their engagement included water play including splash pads and an outdoor pool, beach volleyball courts, and spaces for drop-in recreation like skateparks and disc golf courses. Recommendations also included creating opportunities for social participation and recreation for seniors.

Staff noted that a common, more easily navigable booking system could benefit residents. Staff were open to adopting a common booking system for recreation spaces across the peninsula noting their current booking system was staff-intensive. Staff noted combining the operations of recreation facilities across the three communities as an opportunity to pool knowledge/resources and create operational efficiencies.

Central Saanich staff voiced concern about the PRC's current operational capacity, adding that the PRC should have a strong plan for taking operations duties from municipalities to avoid being overwhelmed.

2.3.2 SIDNEY

Sidney staff noted that their community had a robust parks department for a community of their size and emphasized their community's focus on providing excellent passive recreation opportunities. Staff recognized Sidney's walkability as a strength, noting that its recreation amenities, except for Greenglade Community Centre, are easily accessible on foot. Staff noted they were building a new multi-sport court in Rathdown Park.

Staff noted they have user agreements with sports organizations for field use and do not have a booking system for their racquet sports courts. Staff saw a peninsula-wide booking system as unnecessary for their community citing concerns over maintenance, user conflict, and equitable access.

Staff noted they were engaged in co-management agreements to operate and/or fund regional facilities like Rotary Park and Blue Heron Park. Staff noted they'd be open to the PRC taking over operations of Rotary Park.

Staff raised that PRC programs that operated in Sidney parks were popular and noted opportunities to collaborate with the PRC to facilitate these programs such as offering more public washrooms.

Staff noted that overall demand for active recreation facilities was low due to their largely senior population. Staff noted demand for more pickleball courts as well as recreation amenities for older children. Staff noted they'd like to see a second public boat launch on the Peninsula and a greater regional focus on ocean-based recreation.

2.3.3 NORTH SAANICH

North Saanich staff noted that their community has few active recreation amenities but provides several passive recreation opportunities. Staff noted their parks department is striving to reduce the maintenance demand of their park spaces through naturalization. Staff noted that their community is well served by the Panorama Recreation Centre. Staff noted that the fields at Blue Heron Park are leased to the user group for a 50-year term.

Staff noted they do not have the demand to make implementing a booking system for sports fields and racquet sports courts necessary.

Staff noted demand for pickleball facilities in the region, raising their experience with the now-closed Wain Park pickleball courts. Staff noted their feasibility study recognized Blue Heron Park as the best location for new pickleball courts in North Saanich. Staff noted PRC funding/operation of new pickleball facilities as an opportunity.

Staff noted demand for a second public boat launch on the Peninsula.

2.4 REPRESENTATIVE AND ONLINE SURVEY

Representative Survey

A total of 300 interviews were conducted. The margin of error on the sample is +/-5.7% at the 95% confidence level. Specific steps were taken to ensure the sample was representative of the community at large including:

- sample drawn at random from an up-to-date database of published residential listings and cell phone listings;
- next birthday method employed to randomize respondent selection within the household;
- up to 6 calls made to each household/individual to reduce potential bias due to non-response; and,
- final sample weighted by gender within age and area of residence to match Statistics Canada Census data:
 - 53% women, 47 % men
 - 40% 65 years of age or older, 6% 34 years or younger
 - 40% from Central Saanich, 31% from Sidney, 29% from North Saanich

Online Survey

A total of 763 residents participated in the online survey, which consisted of the same questionnaire as the representative survey. Survey respondents were primarily female (70%) and were existing users of recreation programs and facilities. As such, the results may not be indicative of the community at large.

- 70% women, 26% men, <1% non-binary/gender diverse, 4% Prefer not to say
- 51% 65 years of age or older, 8% 34 years or younger
- 36% from Central Saanich, 26% from Sidney, 32% from North Saanich, 2% from First Nations Communities on the Saanich Peninsula, 5% from elsewhere

Survey Results

The table below outlines the findings from the representative survey. Where there were substantive differences in the online survey results, these are noted in the second column.

Representative Survey Results	Online Survey Results
Recreation Habits	
Walking/hiking for exercise was the most popular activity, followed by swimming/going to the beach, going to the gym, cycling, and fitness classes.	The top five activities were the same in the online survey. As the list was provided in the online survey, higher levels of participation are noted on all activities, particularly those that residents may not think of as ‘recreational’ activities (but more so as cultural activities), such arts and craft, live performances and community events.
Most survey respondents participated in recreational activities at least once or twice a week.	
Physical health benefits, social benefits, and mental health benefits as their primary reasons for participating in recreational activities	
Use of Recreation Facilities	
Over half of representative survey respondents have used the Panorama Recreation Centre or the Mary Winspear Centre in the past 12 months. One in five have used the Greenglade Community Centre in the last 12 months.	Online survey participants report much higher usage levels of Panorama and Greenglade (86% and 38% respectively) but less usage of the Mary Winspear Centre (34%).
Approximately 20% of representative survey participants use recreation facilities or attend recreation programs in other communities, most commonly at Saanich Commonwealth Place.	40% of online respondents use recreation facilities or attend recreation programs in other communities.
Participants from Central Saanich, North Saanich, and those under 65 were more likely to seek recreation facilities and programming beyond the Saanich peninsula.	

Representative Survey Results	Online Survey Results
<p>The most common reasons for seeking facilities outside of the PRC service area were the convenient location of other facilities, for programs or facilities not offered locally, and to access a greater variety of programs.</p>	
<p>Participant Satisfaction</p>	
<p>Most respondents were satisfied or very satisfied with recreation program types (81%) and frequency (71%) offered at facilities on the Saanich Peninsula.</p> <p>Respondents from Central Saanich were slightly less satisfied with recreation programs than those from Sidney and North Saanich.</p>	<p>The level of satisfaction was slightly lower for online survey respondents, at 74% program type and 63% for program frequency.</p>
<p>Most residents are satisfied with the facilities in the PRC service area.</p> <p>The highest levels of dissatisfaction were outdoor pickleball courts (24%) and outdoor lacrosse boxes/multi-sport facilities (37%).</p>	<p>60% of online survey respondents were dissatisfied with outdoor pickleball courts and 45% were dissatisfied with outdoor lacrosse boxes/multi-sport facilities.</p>
<p>Barriers to Accessing Recreation</p>	
<p>Two-thirds of phone survey participants said they do not face barriers to accessing recreation opportunities.</p>	<p>Online survey participants said full classes and classes not fitting their schedule were their primary barriers to accessing recreation (49% and 43% respectively).</p>
<p>Program Needs</p>	
<p>When asked which new, expanded, or improved programs are needed, more availability of current programs was the most common response. More activities for kids/teens, swimming lessons and earlier/later/weekend classes were also noted.</p>	<p>More fitness classes/options was also common responses among online participants.</p>
<p>Facility Needs</p>	
<p>When asked which new, expanded, or improved facilities are needed, pickleball courts and gyms/weight rooms were the most common responses.</p>	

The following summarizes key findings from both the representative and online surveys:

High community interest for the following facilities:

- Pickleball
- Gyms/weight rooms
- Indoor/outdoor courts
- Swimming pools
- Central Saanich locations

High community interest for the following programs:

- More classes – fitness, pickleball, swimming lessons
- Class schedules – more morning/evening/weekends

2.5 PUBLIC OPEN HOUSES

The following summarizes the input gathered at three public open house sessions held in November 2024.

Facility Use

The Panorama Recreation Centre was the most popular indoor facility among attendees. The Greenglade Community Centre, Mary Winspear Centre, and the Peninsula’s two public library branches were also regularly used by attendees. Centennial Park, Iroquois Park, and Blue Herron Park were the most visited parks with sports fields and racquet sports courts on the Saanich Peninsula among open house attendees.

Barriers to Participation

Some attendees noted that the high cost of drop-in fees and classes limited their use of recreation facilities. A few attendees noted that a lack of amenities is limiting their participation, specifically pool space, sports courts, and fitness equipment. A few attendees noted that they had difficulty access PRC facilities due to poor public transit options and a lack of facilities in Central Saanich. A few attendees noted that a lack of information about PRC programming limited their participation.

Opportunities for Improvement

Open house attendees generally wanted to see more programming or more availability of existing programs offered by the PRC. Programs mentioned included women’s ice hockey, boy’s tennis, swimming lessons and additional fitness classes. Some attendees wanted PRC centres to better support community use by offering food, seating, and spaces to socialize. Other amenities commonly requested by attendees included pickleball courts, an expanded pool, an outdoor pool, bike racks, fitness equipment, pottery studio space, and dog parks. A few attendees requested the implementation of etiquette guidelines for recreation facilities.

2.6 ACCESSIBILITY COMMITTEE

Members of the committee shared their lived experiences in using PRC facilities. The following is some of the issues and opportunities raised:

- Weight room assistance is highly desired. Moving on/off and between equipment can be challenging. Some members use private gyms located further away as they provide volunteers to help with this. Having a special time allocation at Greenglade with additional volunteers would be one way to address.
- Parking can sometimes be an issue for wheelchair users. Sometimes motorcycles park in hatched areas impeding vehicle ramp.
- Watching arena activities from wheelchair is challenging as eyes are at board level when on the platform and area is separate from other seating. PRC is planning some arena upgrades including a new platform as well as an elevator to access seating area.
- Universal change room is easy to use. One idea for improvement included adding some non-locking storage.
- For those with visual impairments, the pool can be challenging to stay in an area. One idea was something on the bottom so can touch toes so visually impaired swimmers can sense where they are within the space.
- Facilities in some parks are challenging to access from a wheelchair. Noted locations were picnic facilities in Centennial Park and the viewing pad around the artificial turf field at Blue Heron Park.
- Swimming classes for both children and adult, fill up very quickly. May find that when Crystal Pool closes, more people will be using the facilities.
- Narrated video walk-throughs of facilities on the website would be a welcome feature.

2.7 COMMUNITY GROUP QUESTIONNAIRE

Who Participated

An opportunity to provide input into the Sub-Regional Recreation Facility Needs Assessment study was offered to 42 groups through a direct email with a survey link and a request for one response per organization. The survey was completed by twelve participants including nine community sports organizations, one school representative, and one representative from Westshore Parks and Recreation. One organization submitted two responses with similar data and are reported below as one response. All respondents except two indicated that their organizations served more than 200 members.

See Appendix A for a full list of invited participants.

Membership Trends

73% of respondents stated that their membership/participation was growing while the remaining 27% reported stable numbers. Almost half of the participants (45%) felt that they were not able to meet current demand with some resorting to waitlists or turning people away.

Growing Membership	Stable Membership
<ul style="list-style-type: none"> ▪ Central Saanich Little League ▪ Pacific Coast Swimming ▪ Peninsula Community Pickleball Club ▪ Peninsula Figure Skating Club ▪ Peninsula Soccer Association ▪ Saanich Peninsula Pickleball Association ▪ South Island Disc Golf Society ▪ West Shore Parks and Recreation 	<ul style="list-style-type: none"> ▪ Brentwood School ▪ Peninsula Panthers ▪ Peninsula Tennis Club

Barriers to Delivering Community Recreation

The most common barriers participants faced in delivering community recreation were:

- A lack of facilities – 4 responses (36%);
- Facilities being fully booked/unavailable – 5 responses (45%);
- Challenges with volunteer capacity – 2 responses (18%), and
- Challenges with outreach – 1 response (9%).

Opportunities for Improvement

Respondents provided the following ideas for improving recreation delivery on the Saanich Peninsula:

- Opening additional pool time slots
- Development of designated pickleball courts and a booking system for tennis and pickleball courts
- Development of additional indoor racquet sports courts
- Upgrading some ball diamonds to synthetic turf
- Building dedicated arena locker rooms for the Peninsula Panthers
- Coordinating the arena schedule with local school schedules
- Development of a disc golf course that caters to all levels of play

3 CONCLUSION

Based on input received from the Needs Assessment Steering Committee, Municipalities, and the Public, the Saanich Peninsula’s recreation facilities and programs are well-used and valued community assets. There is a need to expand, improve, and optimize PRC services to ensure recreation opportunities are made equitably available to residents across the Saanich Peninsula. Collaboration with municipalities and other recreation service providers could improve the PRC’s capacity to deliver high-quality recreation programs and facilities.

Prominent themes that emerged during the first round of engagement were:

Focus on Fitness – Peninsula residents value the physical benefits of recreation. Engagement participants voiced the need for more/improved fitness facilities and programs including gyms/weight rooms, fitness studios, and fitness classes. There are ways to improve accessibility through facility improvements and staff support at both Panorama Recreation Centre and Greenglade Community Centre. Greenglade Community Centre has high potential for accessible fitness.

More Programming – Engagement participants primarily wanted to see more availability for existing programs including fitness classes, swimming lessons and pickleball. They also wanted to see programs offered in the morning, in the evening, and on weekends.

Passive Recreation – Peninsula residents regularly participate in passive recreation activities like walking and cycling.

Central Saanich – Compared to North Saanich and Sidney, some of Central Saanich’s population centres such as Brentwood Bay are located farther away from key recreation centres in the region, leading to barriers for residents in accessing recreation.

Pickleball – Demand for pickleball facilities and programs was high across public engagement formats. The lack of dedicated courts is the primary gap identified by the community.

Booking System – Opinions are split on whether a peninsula-wide booking system is needed.

Summary of Facility Gaps Identified

- Fitness studio space
- Gyms/weight rooms
- Pickleball facilities
- Indoor/outdoor courts
- Facilities in close proximity to Central Saanich residents

Summary of Program Gaps Identified

- Fitness classes
- Morning, evening, and weekend programs
- Pickleball programs
- Swimming Lessons

APPENDIX A – COMMUNITY GROUP QUESTIONNAIRE INVITES

Beacon Community Services	Stelly's Swim Club
Better at Home	Swift-Endurance
Brentwood Elementary Swim Club	T.A.P Youth Group
Central Saanich Lions	Tsartlip First Nation Youth and families program manager
Central Saanich Little League	Tsartlip Scout Group
Central Saanich Seniors Centre	Tseycum First Nation Youth Worker
Deep Cove Elementary Swim Club	Unofficial Adult Swim club (community run)
Family Caregivers Network Society	Wsanec Elementary Schoo
Girl Guides	Wsanec Leadership Council
Greater Victoria Minor Ball Hockey	Wsanec United
Kelset Swim Club	
Mt Newton Centre	
Newman Boathouse - Tsawout Canoe Club	
Office of the Seniors Advocate	
Pacific Coast Swimming	
Parklands Swim Club	
Pauquachin First Nation Youth Programs & T.A.P.	
Pender Island Otters	
Peninsula Community Pickleball Club	
Peninsula Figure Skating Club	
Peninsula Lacrosse Association	
Peninsula Minor Hockey Association	
Peninsula Panthers	
Peninsula Soccer Association	
Peninsula Speed Skating	
Peninsula Tennis Club	
Physical Health Education	
Piranhas Swim Club	
Saanich Peninsula Pickleball Association	
Saanich Schools	
Sidney Elementary Swim Club	
South Island Disc Golf Society	

APPENDIX B – REPRESENTATIVE PHONE SURVEY AND ONLINE SURVEY RESULTS

November 2024

Saanich Peninsula Recreation Needs Assessment – Community Survey



MUSTEL GROUP
MARKET RESEARCH



➤ Foreword

Introduction

The Peninsula Recreation Commission is undertaking a Recreation Facility Needs Assessment for the Saanich Peninsula, including the communities of North Saanich, Central Saanich, and Sidney. The study is looking specifically at indoor recreation facilities, as well as outdoor sports fields, tennis and pickleball courts. The findings from the needs assessment will help inform the improvement of recreation services over the next 10 years and beyond.

Community surveys were conducted to understand how people currently recreate, barriers to participation in recreation, and what residents want to see in the future. Both a random telephone survey and open access survey distributed to interested residents were conducted.

Random Telephone Survey

- A total of 300 interviews were conducted by telephone with a random selection of residents (18 years plus) of Central Saanich, Sidney, North Saanich (100 interviews in each municipality);
- The margin of error on the sample is +/-5.7% at the 95% confidence level.
- Interviewing was conducted by Mustel Group interviewers weekday evenings and during the day on weekends from November 8th to December 7th, 2024.
- The questionnaire used is appended.

Random Telephone Survey, cont.

- Specific steps were taken to ensure the sample is representative of the community at large including:
 - sample drawn at random from an up-to-date database of published residential listings and cell phone listings;
 - next birthday method employed to randomize respondent selection within the household;
 - up to 6 calls made to each household/individual to reduce potential bias due to non-response;
 - final sample weighted by gender within age and area of residence to match Statistics Canada Census data.
- Detailed computer tabulations are provided under separate cover.

Open-Access Online Survey

- A total of 761 residents also participated in an online survey that was open to the public from November 6th to December 10th, 2024.
- The analysis of findings in this report focuses on the random survey results but the findings from the online opt-in survey are displayed in the charts. The online results should, however, be interpreted with caution as the findings may not be reflective of the broader community. For example, the sample is skewed to females (70% female) and users of recreation programs and facilities.



➤ Executive Overview

Recreation Programs and Activities

- **Walking/ hiking for exercise is the most common recreational activity**, followed by swimming, outdoor biking, working out at a gym, water sports, fitness classes, Pilates /yoga and tennis. Residents also participate in a wide range of other activities including ice skating, pickleball, and running.
- In terms of frequency, the **majority participate in recreational activities at least a couple of times a week**, if not daily.
- Among those with **children under the age of 18 years living at home**, swimming, followed by ice skating, gym workouts, walking/hiking, softball/baseball/slo-pitch, Pilates/yoga and outdoor biking are the most popular recreational activities enjoyed by children under 18.
- In terms of the **main reasons or motivations** residents have for visiting recreational facilities or taking part in recreational programs, **physical health and exercise** is the most common, followed by socialization/ being around people, and mental health and well-being, including relaxation/stress relief.
- **Eight-in-ten (81%) in the random survey report to be satisfied overall with the type of recreation programs** offered in the community (online survey participants slightly less so, 74% satisfied). Only 6% in the random survey are dissatisfied (16% in the online survey). Note that online survey participants are skewed to recreation facility and program users.
- In terms of **frequency of recreation programs, the majority are also satisfied, although slightly less so** compared to the proportion satisfied with the types available. A total of 71% (63% online) are satisfied with the frequency of recreation programs and 10% (23% online) are dissatisfied. The remainder are neutral (neither satisfied nor dissatisfied).
- When asked if they are experiencing any **barriers to participating in recreation, two-thirds in the random survey responded 'none'**. The most common barriers cited are health challenges, not having the time, classes being too full, and/or scheduling issues.
- Online participants primarily list full classes and scheduling issues, and to a lesser extent, desired programs/services not being offered.

➤ Executive Overview (cont.)

Facilities

- Over **half of residents have used the Panorama Recreation Centre and Mary Winspear Centre** (53% each) and **20% have used the Greenglade Community Centre** in the past 12 months. All other facilities or parks are used by smaller proportions (about 20% or less).
- Past 12 months users of each facility were asked to rate their level of satisfaction with the facility. **The majority of residents are satisfied with most of the facilities.** But dissatisfaction levels tend to be higher among online survey respondents (heavier users of facilities/programs), with the following drawing most criticism (by 10% or more of online participants):
 - outdoor pickleball courts (61% dissatisfied);
 - outdoor lacrosse /multi sport facilities (40%);
 - weight room at the Panorama Ridge Recreation Centre (17%);
 - Greenglade facilities other than weight room (12%);
 - ball diamonds (12%); and
 - Central Saanich Cultural Centre (11%).
- **Approximately one-in-four (22%) of residents** (over four-in-ten in the online survey) **use facilities or recreation programs outside of the Saanich Peninsula**, most commonly the pool or other facilities at Saanich Commonwealth Place. The most common reasons are convenience of location, the program or service not being offered locally, availability of different programs or variety, availability of space, and the quality of facilities.
- When asked what **new, expanded or improved recreation programs** are needed, a variety of suggestions are made including more capacity and longer operating hours in general, more programs specifically for kids and teens, swimming lessons, pickleball, yoga/Pilates and aquafit.
- In terms **new, expanded or improved recreation facilities** that are needed, pickleball courts are one of the more common requests, along with gym/weight rooms, renovated facilities, indoor/outdoor courts, and swimming pools.



MUSTEL GROUP
MARKET RESEARCH

Recreation Programs and Activities

➤ Recreation Activities Enjoyed on Regular Basis

	Random Survey (300) %	Online (763) %
Walking/hiking for exercise	53	63
Swimming/ going to the beach	23	57
Bicycle (outdoors)	17	39
Working out at a gym (cardio, etc.)	15	44
Water sports (kayaking, etc.)	10	27
Fitness classes/aerobics classes	9	35
Pilates/yoga	7	21
Tennis	5	12
Ice skating	4	19
Pickleball	3	26
Running/jogging	3	16
Softball/baseball/slo-pitch	2	7
Soccer	2	9
Squash	2	3
Arts and crafts	2	23
Hockey	2	14
Dance	1	9
Disc Golf	1	6
Gymnasium sports (basketball, etc.)	1	12
Theatre/music/live performances	1	22
Personal development (languages, etc.)	1	11

Q.1) What recreational activities do you participate in on a regular basis? Please think of all seasons of the year. (Question open-ended/unprompted for random survey respondents)

Continued...

- The survey started by asking what recreational activities are participated in on a regular basis. The question was open-ended (unprompted) for those interviewed in the random telephone survey, but a list was provided for those completing the survey online for respondent ease. Therefore, much higher levels are reported in all activities among online respondents.
- The random survey shows that walking/hiking for exercise is the most common recreational activity (53%), followed by swimming (23%), outdoor biking (17%), working out at a gym (15%), water sports (10%), fitness classes (9%), Pilates /yoga (7%) and tennis (5%).
- Residents also participate in a wide range of other activities including ice skating, pickleball, and running (3-5% each).
- The activities listed tend to be the same by municipality and do not vary significantly by gender (except women are more inclined to attend fitness classes). But activities naturally do vary by age.
- As the list was provided in the online survey, higher levels of participation are noted on all activities, particularly those that residents may not think of as 'recreational' activities (but more so as cultural activities), such arts and craft, live performances and community events.

Chart continued...

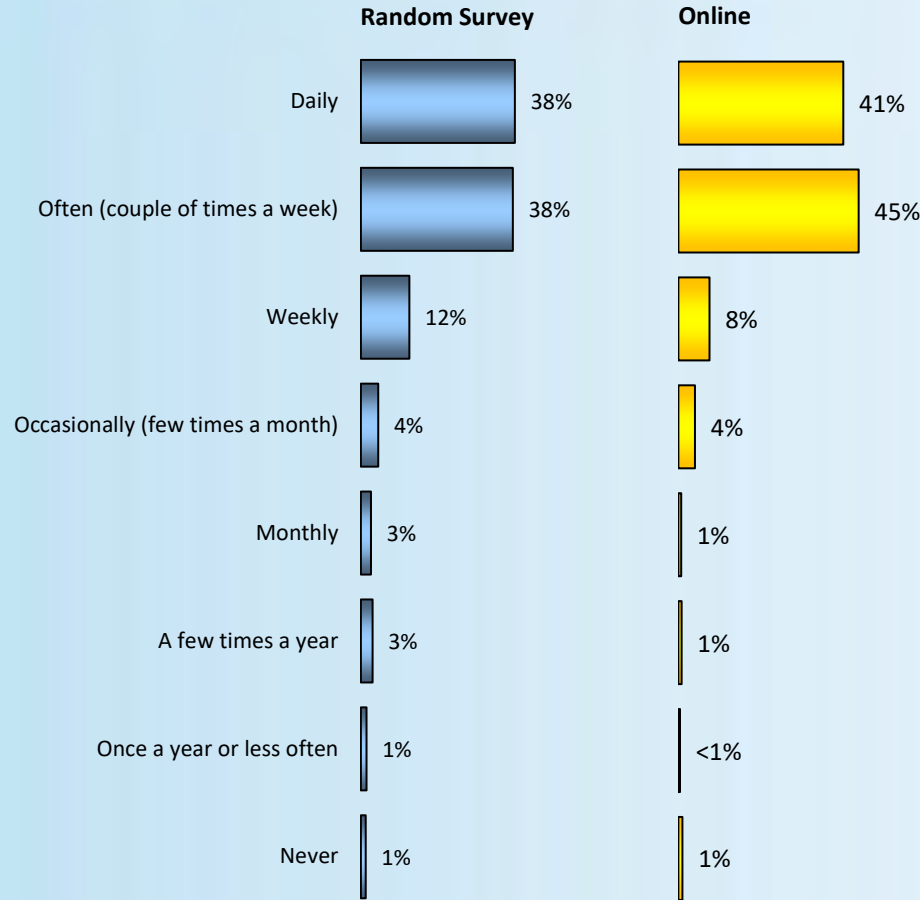


➤ Recreation Activities Enjoyed on Regular Basis (cont.)

	Random Survey (300) %	Online (763) %
Lacrosse	1	1
Curling	1	2
Martial Arts (Karate, Taekwondo, etc.)	1	5
Community events and festivals	<1	37
Workshops/seminars	<1	12
Education programs	-	13
Technology/computers classes/workshops	-	5
Triathlons	-	3
Rugby	-	1
Ringette	-	<1
Gymnastics	-	<1
Photography classes/workshops	-	3
Miscellaneous	18	2
None	8	2

Q.1) What recreational activities do you participate in on a regular basis? Please think of all seasons of the year. (Question open-ended/unprompted for random survey respondents)

➤ Frequency of Participation in Recreational Activities



- In terms of frequency, the majority participate in recreational activities at least a couple of times a week, if not daily.
- The findings do not vary significantly by municipality, gender or age.

Base: Total Random survey (n=300)
Total Online (n=763)

Q.2) On average, how often do you participate in recreational activities ?

➤ Types of Recreational Activities Enjoyed by Children

Base: Total with children under 18 years of age living at home	Random Survey (27*) %	Online (277) %
Swimming/ going to the beach	61	76
Ice skating	21	37
Working out at a gym (cardio, etc.)	17	52
Walking/hiking for exercise	15	70
Softball/baseball/slo-pitch	12	14
Pilates/yoga	12	25
Bicycle (outdoors)	12	42
Running/jogging	9	23
Soccer	9	19
Tennis	6	14
Gymnasium sports (basketball, etc.)	6	22
Disc Golf	3	10
Water sports (kayaking, etc.)	3	37
Pickleball	2	12
Hockey	2	22
Community events and festivals	-	58
Fitness classes/aerobics classes	-	36
Arts and crafts	-	34
Theatre/music/live performances	-	27
Education programs	-	18
Dance	-	14

Q.4) If you answered yes to question 3, what type of recreational activities does your child or children enjoy? (Question open-ended/unprompted for random survey respondents) *Caution small base size

Continued...

- Among those with children under the age of 18 years living at home, swimming (61%) , followed by ice skating (21%), gym workouts (17%), walking/hiking (15%), softball/baseball/slo-pitch (12%), Pilates/yoga (12%) and outdoor biking (12%) are the most popular recreational activities enjoyed by children under 18.
- Here again, the question was unprompted for telephone respondents, but a list was provided to online respondents, which accounts for the higher levels reported in all activities among online respondents.

Chart continued...

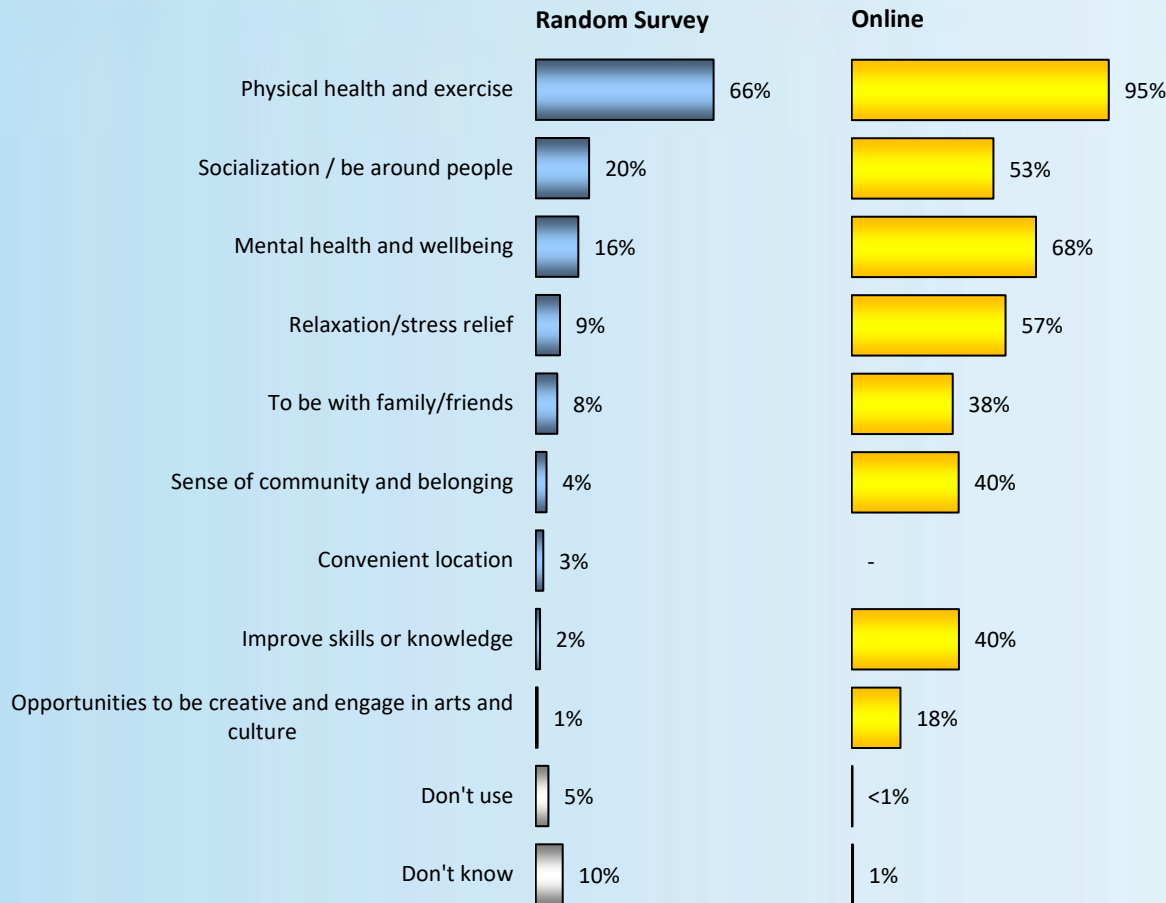


➤ Types of Recreational Activities Enjoyed by Children (cont.)

Base: Total with children under 18 years of age living at home	Random Survey (27*) %	Online (277) %
Workshops/seminars	-	14
Personal development (languages, etc.)	-	12
Martial Arts (Karate, Taekwondo, etc.)	-	7
Squash	-	5
Technology/computers classes/workshops	-	4
Triathlons	-	4
Photography classes/workshops	-	3
Lacrosse	-	2
Curling	-	1
Rugby	-	1
Gymnastics	-	<1
Miscellaneous	17	2
None	4	<1

*Q.4) If you answered yes to question 3, what type of recreational activities does your child or children enjoy? (Question open-ended/unprompted for random survey respondents) *Caution small base size*

➤ Reasons for Using Recreational Facilities and Participating in Programs



Base: Total Random survey (n=300)
Total Online (n=763)

- Among the main reasons or motivations residents have for visiting recreational facilities or taking part in recreational programs, **physical health and exercise** is the most common, followed by socialization/ being around people, and mental health and well-being, including relaxation/stress relief.

- The reasons tend to be the same by gender but those under 65 years of age are more inclined to list relaxation/stress relief than others.

(Note again the question was open-ended on the random telephone survey, hence the differences in response rates to the online survey.)

Q.5) What are the main reasons or motivations for you to visit recreation facilities or participate in recreation programs? (Question open-ended/unprompted for random survey respondents)

➤ Satisfaction with Types of Recreation Programs

						Total Satisfied	Total Dissatisfied
Total	Random Survey (n=300)	45%	36%	13%	5% ²	81%	6%
	Online (n=763)	25%	49%	10%	12% ⁴	74%	16%
Municipality	Central Saanich (n=100)	36%	39%	14%	7% ⁴	75%	11%
	North Saanich (n=100)	51%	34%	13%	2% ²	84%	3%
	Sidney (n=100)	52%	34%	10%	5% ⁴	85%	5%
Gender	Man (n=138)	46%	38%	11%	5% ⁴	84%	5%
	Woman (n=162)	44%	35%	14%	4% ³	79%	7%
Age	18-64 (n=109)	44%	40%	9%	7% ²	83%	9%
	65-74 (n=77)	51%	30%	16%	2% ²	82%	2%
	75+ (n=110)	43%	30%	22%	5% ⁴	73%	6%
Families with children*	Yes (n=277)	22%	60%	8%	9% ²	81%	11%
	No (n=472)	28%	43%	10%	13% ⁵	71%	18%

■ Very satisfied ■ Somewhat satisfied
■ Neither satisfied nor dissatisfied ■ Somewhat dissatisfied
■ Very dissatisfied

Base: Total

Q.6) How satisfied are you with the types of available recreation programs in your community?

*Online sample

- Eight-in-ten (81%) in the random survey report to be satisfied overall with the **type** of recreation programs offered in the community, including over four-in-ten (45%) who are “very” satisfied. The level of satisfaction is slightly lower among participants in the online survey (74%).
- Only 6% in the random survey are dissatisfied (16% in the online survey).
- There are no significant differences in level of satisfaction by gender, age or families with children, but Central Saanich residents are slightly less satisfied overall.

➤ Satisfaction with Frequency of Recreation Programs

						Total Satisfied	Total Dissatisfied
Total	Random Survey (n=300)	35%	36%	20%	9%	71%	10%
	Online (n=763)	17%	46%	14%	19%	63%	23%
Municipality	Central Saanich (n=100)	26%	35%	24%	13%	60%	16%
	North Saanich (n=100)	35%	38%	21%	7%	73%	7%
	Sidney (n=100)	47%	35%	13%	4%	83%	4%
Gender	Man (n=138)	32%	47%	15%	6%	79%	6%
	Woman (n=162)	38%	26%	24%	11%	64%	13%
Age	18-64 (n=109)	35%	36%	16%	13%	70%	13%
	65-74 (n=77)	40%	34%	20%	5%	74%	6%
	75+ (n=110)	31%	40%	29%	0%	70%	1%
Families with children*	Yes (n=277)	13%	53%	13%	19%	66%	21%
	No (n=472)	20%	42%	14%	18%	62%	24%

■ Very satisfied ■ Somewhat satisfied
■ Neither satisfied nor dissatisfied ■ Somewhat dissatisfied
■ Very dissatisfied

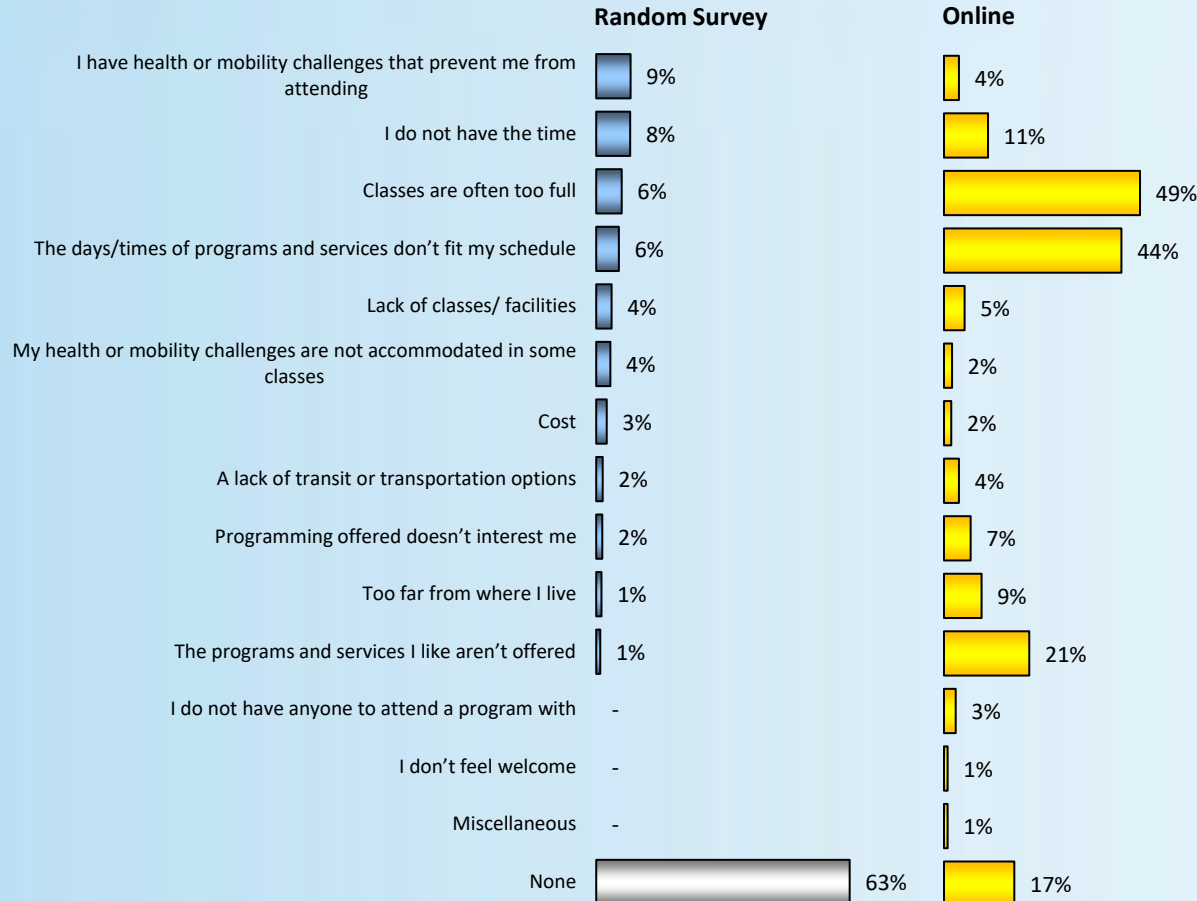
Base: Total

Q.7) How satisfied are you with the frequency of available recreation programs in your community?

*Online sample

- In terms of **frequency** of recreation programs, the majority are also satisfied, although slightly less so compared to the proportion satisfied with the types available.
- A total of 71% (63% online) are satisfied with the frequency of recreation programs and 10% (23% online) are dissatisfied. The remainder are neutral (neither satisfied nor dissatisfied).
- Slightly less satisfied are residents of Central Saanich, women, and those under 65 years of age.

➤ Barriers to Participating in Recreation



Base: Total Random survey (n=300)
Total Online (n=763)

- When asked if they are experiencing any barriers to participating in recreation, two-thirds in the random survey responded 'none'. The most common barriers cited by random survey respondents are health challenges, not having the time, classes being too full, and/or scheduling issues.
- In the online survey, the most common reasons are full classes and scheduling issues, and to a lesser extent, desired programs/services not being offered.



MUSTEL GROUP
MARKET RESEARCH

Facilities



➤ Use of Recreation Facilities/ Parks in Past 12 Months (prompted)

	Random Survey (300) %	Online (763) %
Panorama Recreation Centre	53	86
Pool	39	65
Weight Room	19	38
Arena	16	33
Fitness Studio	12	27
Jumpstart Multi Sport Court	8	17
Indoor Courts	4	16
Meeting Room	1	5
Other Facilities	9	3
Greenglade Community Centre	20	38
Fitness Studio	9	15
Weight Room	8	13
Other Facilities	11	23
Mary Winspear Centre	53	34
SHOAL Centre	15	8
Playgrounds/ parks	16	10
Outdoor Tennis Courts	13	12
<i>Q.10) Have you used any of the following recreation facilities or parks on the Saanich Peninsula in the past twelve months? Continued...</i>		

- Over half have used the Panorama Recreation Centre and Mary Winspear Centre (53% each) and 20% have used the Greenglade Community Centre in the past 12 months.
- Online survey participants report much higher usage levels of Panorama and Greenglade (86% and 38% respectively) but less usage of the Mary Winspear Centre (34%) than those interviewed in the random survey.

Chart continued...

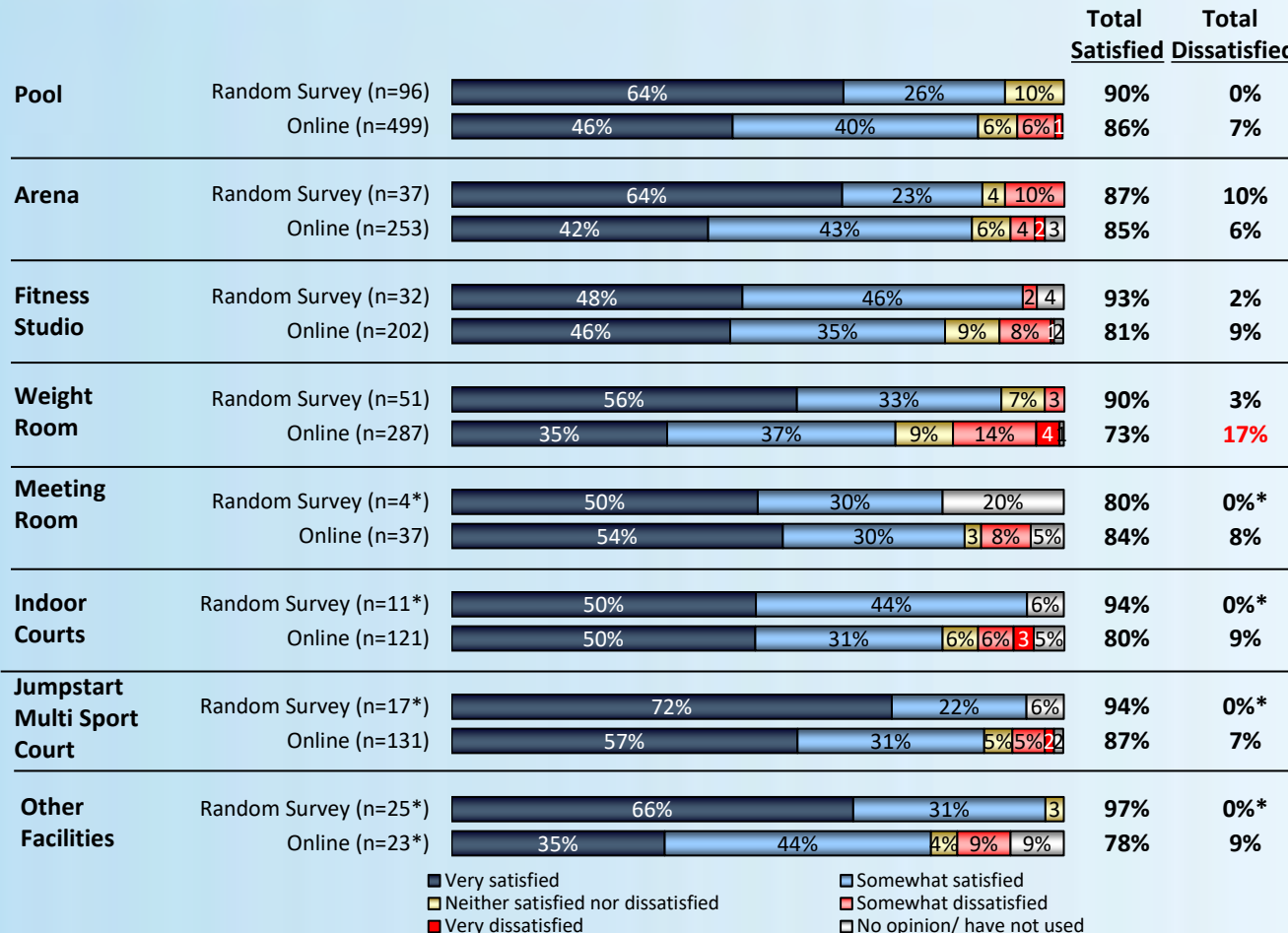


Use of Recreation Facilities/ Parks in Past 12 Months (cont.) (prompted)

	Random Survey (300) %	Online (763) %
Private Fitness Gym	12	10
Rectangular Grass Fields (e.g. soccer)	11	9
Private Yoga/Pilates/Fitness Studio (classes)	10	10
Outdoor Pickleball Courts	7	21
Outdoor Basketball Courts	7	7
North Saanich Middle School (outside of school hours)	5	14
Central Saanich Cultural Centre	5	8
Ball Diamonds	4	10
Outdoor Lacrosse/ Multi Sport Facilities	2	5
Trails	2	2
Other recreation facilities or parks	1	2
Used none of these	16	5
<i>Q.10) Have you used any of the following recreation facilities or parks on the Saanich Peninsula in the past twelve months?</i>		

- All other facilities or parks are used by smaller proportions (about 20% or less).
- Note that the list was read out to both the random and online survey respondents, indicating that the online survey is skewed to facility users as reported usage levels are higher for most facilities.

➤ Satisfaction with Panorama Recreation Centre Facilities



- Past 12 months users of each facility were asked to rate their level of satisfaction with the facility.
- This chart displays the results for the various facilities at the Panorama Recreation Centre. In general, most are satisfied with the facilities in this centre. But note dissatisfaction levels tend to be higher among online survey respondents, with the weight room drawing the highest level of dissatisfaction (17%). (Note: Results with * indicate a small base size of less than 30 respondents.)

chart continued...

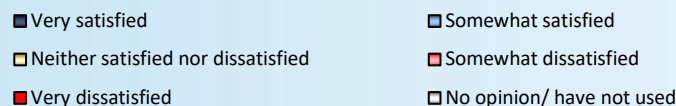
Base: Total that used facilities

*CAUTION: Small Base Sizes

Q.11) How satisfied are you with each of the following?

Satisfaction with Greenglade, Mary Winspear, SHOAL and Other Facilities (cont.)

						Total Satisfied	Total Dissatisfied
Greenglade Community Centre – Fitness Studio	Random Survey (n=20*)	47%	32%	16%	5%	79%	0*
	Online (n=117)	39%	43%	13%	3%	81%	3%
Greenglade Community Centre – Weight Room	Random Survey (n=17*)	37%	35%	18%	10%	72%	10%*
	Online (n=100)	35%	43%	13%	7%	78%	7%
Greenglade Community Centre – Other Facilities	Random Survey (n=29*)	63%	34%	3%	0%	97%	3%*
	Online (n=173)	33%	45%	8%	10%	78%	12%
Mary Winspear Centre	Random Survey (n=171)	76%	17%	3%	2%	93%	3%
	Online (n=259)	61%	25%	9%	1%	86%	2%
SHOAL Centre	Random Survey (n=70)	64%	25%	9%	2%	89%	0%
	Online (n=58)	60%	24%	5%	9%	85%	2%
Central Saanich Cultural Centre	Random Survey (n=16*)	72%	12%	5%	11%	85%	5%*
	Online (n=62)	27%	45%	11%	10%	73%	11%
North Saanich Middle School	Random Survey (n=15*)	66%	23%	11%	0%	89%	11%*
	Online (n=108)	54%	26%	10%	7%	80%	8%



















Base: Total that used facilities
*CAUTION: Small Base Sizes

- Satisfaction levels are also quite high with the facilities in the Greenglade Community Centre, Mary Winspear and SHOAL Centre, as well as the Centre Saanich Cultural Centre and North Saanich Middle School.
- But online survey participants are again slightly more critical than the randomly selected respondents with many of the facilities, including Greenglade facilities and the Central Saanich Cultural Centre .

chart continued...

➤ Satisfaction with Other Facilities (cont.)

						Total Satisfied	Total Dissatisfied
Private Fitness Centre	Random Survey (n=24*)					88%	-*
	Online (n=76)					80%	4%
Private Yoga/ Pilates/ Fitness Studio (classes)	Random Survey (n=21*)					100%	0*
	Online (n=78)					72%	6%
Outdoor Tennis Courts	Random Survey (n=30)					96%	4%
	Online (n=91)					88%	4%
Outdoor Pickleball Courts	Random Survey (n=18*)					76%	24%*
	Online (n=162)					32%	61%
Outdoor Basketball Courts	Random Survey (n=15*)					92%	8%*
	Online (n=55)					86%	4%
Outdoor Lacrosse/ Multi Sport Facilities	Random Survey (n=4*)					47%	37%*
	Online (n=35)					40%	40%
Rectangular Grass Fields	Random Survey (n=23*)					91%	0%*
	Online (n=70)					81%	9%
Ball Diamonds	Random Survey (n=6*)					100%	-
	Online (n=73)					75%	12%

Very satisfied
 Neither satisfied nor dissatisfied
 Very dissatisfied
 Somewhat satisfied
 Somewhat dissatisfied
 No opinion/ have not used

Base: Total that used facilities

*CAUTION: Small Base Sizes

- Residents are most critical of the outdoor pickleball courts and outdoor lacrosse/multi sport facilities (but note the limited number of users of both facilities as reported in the random survey).



Use of Facilities or Recreation Programming Outside of Saanich Peninsula

	Random Survey (300) %	Online (763) %
Yes	22	43
Saanich Commonwealth Place	11	17
Pool	6	10
Misc. programs/ facilities	5	9
Cedar Hill Recreation Centre (Victoria)	1	2
Oak Bay Recreation Centre	1	3
Esquimalt Recreation Centre	-	2
G.R. Pearkes Recreation Centre (Saanich)	-	4
Gordon Head Recreation Centre (Victoria)	-	1
Archie Browning Sports Centre (Esquimalt)	-	<1
Misc. recreation centres	1	5
Other facilities	11	23
Golf courses	3	1
Private gyms/ fitness facilities	2	4
Pools	2	6
Ice rinks/arenas	2	7
Outdoor sports fields	1	2
Outdoor courts	1	1
Pickleball	<1	8
Miscellaneous facilities	2	3
No	78	58

Q.12) Do you visit any recreation facilities or participate in recreation programming outside of the Saanich Peninsula? YES - What facilities do you visit and/or what programming do you use?

- Approximately one-in-four (22%) of residents (over four-in-ten in the online survey) use facilities or recreation programs outside of the Saanich Peninsula, most commonly the pool or other facilities at Saanich Commonwealth Place.
- Outside community recreation users are skewed to Central and North Saanich residents and to those under 65 years of age.



Reasons for Using Facilities or Recreation Programming Outside of Saanich Peninsula

Base: Total visit any recreation facilities or participate in recreation programming outside of the Saanich Peninsula	Random Survey (69) %	Online (359) %
Convenient location	32	11
Not offered locally	28	23
Different programs/ more variety	20	23
Availability (of classes, not full, etc.)	11	24
Better facilities	9	17
Change of pace	6	4
Games/ training	6	7
Better schedules	4	13
Affordable options	<1	1
Miscellaneous	-	1
Don't know	5	12

Q.13) Why do you visit recreation facilities or participate in recreation programming outside of the Saanich Peninsula?

- Among those who use facilities outside the Saanich Peninsula, the most common reasons are convenience of location, the program or service not being offered locally, availability of different programs or variety, availability of space, and the quality of facilities.

➤ Suggestions for Recreation Programs (unprompted)

	Random Survey (300) %	Online (763) %
More availability of current programs/ need more instructors	7	14
More activities for kids/ teens	4	7
Swimming lessons	4	8
Earlier/ later times/ weekends	4	11
Pickleball	3	8
Yoga/ Pilates	3	7
Aquafit	2	5
Team sports (drop in, etc.)	2	4
Specialized (sport) training	2	5
Dance	2	1
More fitness classes/ options	2	12
Adult programs	2	3
Inclusive programs (arthritis, autism, etc.)	2	3
Skating	2	2
Arts	2	4
Hockey	1	4
Personal development (languages, cooking, etc.)	1	2
Gymnastics	1	2
Spin	-	2
Miscellaneous	1	3
None/ no suggestions	73	44
<i>Q.14a) What new, expanded, or improved recreation PROGRAMS are needed?</i>		

- When asked what new, expanded or improved recreation **programs** are needed, a variety of suggestions are made including more capacity and longer operating hours in general, more programs specifically for kids and teens, swimming lessons, pickleball, yoga/Pilates and aquafit.



➤ Suggestions for Recreation Facilities (unprompted)

	Random Survey (300) %	Online (763) %
Pickleball courts	9	18
Gym/ weight rooms	7	10
Renovate current facilities	6	7
Indoor/ outdoor courts	4	15
Swimming pools (indoor, outdoor)	4	12
Sports fields	3	2
Ice (sheets)/ arenas	3	6
Park suggestions (bike park, splash pads, etc.)	3	3
Recreational facilities in other areas	2	3
Fitness studios	2	4
Better/ more equipment	2	4
Improve maintenance of current facilities	<1	3
Miscellaneous	4	4
Don't know	66	42
<i>Q.14b) What new, expanded, or improved recreation FACILITIES are needed?</i>		

- When asked what new, expanded or improved recreation **facilities** are needed, again pickleball courts are one of the more common requests, along with gym/weight rooms, renovated facilities, indoor/outdoor courts, and swimming pools.



➤ Additional Comments

	Random Survey (300) %	Online (763) %
Positive	9	16
Pleased with facilities	3	7
Pleased with programs/ activities/ staff	2	6
Misc. positive	6	8
Negative	20	38
Suggestions for facilities (expand, maintenance, etc.)	6	14
Issues with registration (confusing, full, etc.)	4	8
Suggestions for programs	3	8
Outdoor facilities suggestions (bike paths, trails, etc.)	2	1
Issues with cost of programs	2	2
Not enough Pickleball courts/ programs	2	7
Misc. negative	2	4
No comment	73	53
<i>Q.15) Do you have any additional comments on the current state of recreation programs and facilities on the Saanich Peninsula?</i>		

- Additional comments include various suggestions for facilities, issues with registration and suggestions for programs.



MUSTEL GROUP
MARKET RESEARCH

Demographics



Demographic Profile

	Random Survey (300) %	Online (763) %
Gender		
Man	47	26
Woman	53	70
Non-binary/gender diverse	-	<1
Prefer Not to Say	-	4
Age		
Under 18 years old	-	2
18 to 24 years old	2	1
25 to 34 years old	4	5
35 to 44 years old	9	20
45 to 54 years old	13	17
55 to 64 years old	32	18
65 to 74 years old	22	22
75 to 79 years old	13	7
80 to 84 years old	3	3
85+ years old	2	1
Prefer not to say	1	3



➤ Demographic Profile (cont.)

	Random Survey (300) %	Online (763) %
Family Situation		
Person living alone	22	13
Person living with parents	8	4
Person living with friends	1	1
Spouse or partner, no children at home	48	39
Spouse or partner with children at home	18	36
Single parent with children at home	2	3
Prefer Not to Say	1	5
Household Income		
Under \$25,000	3	2
\$25,000 to \$49,999	10	5
\$50,000 to \$74,999	15	10
\$75,000 to \$99,999	14	12
\$100,000 to \$124,999	9	12
\$125,000 to \$149,999	5	8
\$150,000 to \$174,999	6	9
\$175,000 or over	9	16
Prefer not to say	29	26



➤ Demographic Profile (cont.)

	<u>Random Survey</u> (300) %	<u>Online</u> (763) %
Area of residence		
Central Saanich	40	36
Sidney	31	26
North Saanich	29	32
WJOLELP (Tsartlip) First Nation	-	<1
SXÁUTW (Tsawout) First Nation	-	1
Other	-	5



MUSTEL GROUP
MARKET RESEARCH

Questionnaire



CAPITAL REGIONAL DISTRICT

[PROJECT TITLE] SAANICH PENINSULA RECREATION NEEDS ASSESSMENT

[QUESTIONNAIRE TITLE] COMMUNITY RECREATION SURVEY

The Capital Regional District (CRD) and the Peninsula Recreation Commission (PRC) are conducting a Recreation Facility Needs Assessment for the Saanich Peninsula, including the communities of North Saanich, Central Saanich, and Sidney. The study is looking specifically at indoor recreation facilities, as well as outdoor sports fields, tennis and pickleball courts. The findings from the needs assessment will help inform the improvement of recreation services over the next 10 years and beyond.

This survey will help the CRD and the PRC understand how people currently recreate, barriers to participation in recreation, and what residents want to see in the future.

Telephone Introduction and Screening

Hello, my name is [INTERVIEWER], calling from Mustel Group, a professional market and social research company. We are calling today to conduct a brief survey among residents of the CRD on the topic of recreation within the Saanich Peninsula municipalities of Central Saanich, North Saanich, and Sidney.

16. To make sure we are calling the right area, in which municipality do you live?

- Sidney
- North Saanich
- Central Saanich
- WJOLÉLP (Tsartlip) First Nation
- BOKÉĆEN (Pauquachin) First Nation
- SÁÁUTW (Tsawout) First Nation
- WSIKEM (Tseycum) First Nation
- Other **THANK AND TERMINATE INTERVIEW**

To randomize our survey, may I please speak with the person in your household who is 18 years of age or over and whose birthday comes next? ARRANGE CALLBACK IF NECESSARY.

RECORD GENDER (OBSERVE): MAN/WOMAN/OTHER

WHEN QUALIFIED RESPONDENT IS ON THE PHONE

Data collected from this survey will be presented in aggregate only and will be used to support recommendations to the Peninsula Recreation Commission and CRD Board regarding recreation initiatives for the future. This collection of personal information is authorized under Charter and section 26(c) and (e) of the Freedom of Information and Protection of Privacy Act.

ONLY IF ASKED Questions about the collection of this information may be directed to:

Josh O'Neill, Vice President, Mustel Group
3062 West 36th Avenue
604-742-2245

Section 1. RECREATION PROGRAMS AND ACTIVITIES

The following questions are about recreation programs and activities, as well as your motivations for participating and barriers that might prevent you from participating.

1. What recreational activities do you participate in on a regular basis? *Please think of all seasons of the year. Select all that apply*

- | | |
|--|--|
| <input type="checkbox"/> Arts and crafts | <input type="checkbox"/> Rugby |
| <input type="checkbox"/> Bicycle (outdoors) | <input type="checkbox"/> Ringette |
| <input type="checkbox"/> Community events and festivals | <input type="checkbox"/> Soccer |
| <input type="checkbox"/> Curling | <input type="checkbox"/> Softball/baseball/slo-pitch |
| <input type="checkbox"/> Dance | <input type="checkbox"/> Squash |
| <input type="checkbox"/> Disc Golf | <input type="checkbox"/> Swimming/going to the beach |
| <input type="checkbox"/> Education programs | <input type="checkbox"/> Tennis |
| <input type="checkbox"/> Fitness classes/aerobics classes | <input type="checkbox"/> Technology/computers classes/workshops |
| <input type="checkbox"/> Gymnasium sports (basketball, volleyball, floor hockey, etc.) | <input type="checkbox"/> Theatre/music/live performances |
| <input type="checkbox"/> Hockey | <input type="checkbox"/> Triathlon |
| <input type="checkbox"/> Ice skating | <input type="checkbox"/> Walking/hiking for exercise |
| <input type="checkbox"/> Lacrosse | <input type="checkbox"/> Water sports (kayaking, canoeing, fishing, etc.) |
| <input type="checkbox"/> Martial Arts (Karate, Taekwondo, etc.) | <input type="checkbox"/> Working out at a gym (cardio and strength equipment, weights, etc.) |
| <input type="checkbox"/> Personal development (languages, bridge, etc.) | <input type="checkbox"/> Workshops/seminars |
| <input type="checkbox"/> Pickleball | <input type="checkbox"/> None |
| <input type="checkbox"/> Pilates/yoga | <input type="checkbox"/> Other - specify: |
| <input type="checkbox"/> Photography classes/workshops | _____ |
| <input type="checkbox"/> Running/jogging | |

2. On average, how often do you participate in recreational activities?

- | | |
|---|--|
| <input type="checkbox"/> Daily | <input type="checkbox"/> Monthly |
| <input type="checkbox"/> Often (A couple of times a week or more but not daily) | <input type="checkbox"/> A few times a year |
| <input type="checkbox"/> Weekly | <input type="checkbox"/> Once a year or less often |
| <input type="checkbox"/> Occasionally (a few times a month but not weekly) | <input type="checkbox"/> Never |

3. Do you have children under the age of 18 years of age living at home?

- Yes
- No

4. [IF YES TO Q3] What type of recreational activities does your child or children take part in?

- | | |
|--|--|
| <input type="checkbox"/> Arts and crafts | <input type="checkbox"/> Preschool |
| <input type="checkbox"/> Bicycle (outdoors) | <input type="checkbox"/> Running/jogging |
| <input type="checkbox"/> Community events and festivals | <input type="checkbox"/> Rugby |
| <input type="checkbox"/> Curling | <input type="checkbox"/> Ringette |
| <input type="checkbox"/> Dance | <input type="checkbox"/> Soccer |
| <input type="checkbox"/> Daycare/early childhood education | <input type="checkbox"/> Softball/baseball/slo-pitch |
| <input type="checkbox"/> Disc Golf | <input type="checkbox"/> Squash |
| <input type="checkbox"/> Education programs | <input type="checkbox"/> Swimming/going to the beach |
| <input type="checkbox"/> Fitness classes/aerobics classes | <input type="checkbox"/> Tennis |
| <input type="checkbox"/> Gymnasium sports (basketball, volleyball, floor hockey, etc.) | <input type="checkbox"/> Technology/computers classes/workshops |
| <input type="checkbox"/> Gymnastics | <input type="checkbox"/> Theatre/music/live performances |
| <input type="checkbox"/> Hockey | <input type="checkbox"/> Triathlon |
| <input type="checkbox"/> Ice skating | <input type="checkbox"/> Walking/hiking for exercise |
| <input type="checkbox"/> Lacrosse | <input type="checkbox"/> Water sports (kayaking, canoeing, fishing, etc.) |
| <input type="checkbox"/> Martial Arts (Karate, Taekwondo, etc.) | <input type="checkbox"/> Working out at a gym (cardio and strength equipment, weights, etc.) |
| <input type="checkbox"/> Out of School Care | <input type="checkbox"/> Workshops/seminars |
| <input type="checkbox"/> Personal development (languages, bridge, etc.) | <input type="checkbox"/> None |
| <input type="checkbox"/> Pickleball | <input type="checkbox"/> Other - specify: |
| <input type="checkbox"/> Pilates/yoga | _____ |
| <input type="checkbox"/> Photography classes/workshops | |

5. What are the main reasons or motivations for you to visit recreation facilities or participate in recreation programs? Please select all that apply.

- | | |
|--|---|
| <input type="checkbox"/> Physical health and exercise | <input type="checkbox"/> Relaxation/stress relief |
| <input type="checkbox"/> Opportunities to be creative and engage in arts and culture | <input type="checkbox"/> Socialization / be around people |
| <input type="checkbox"/> Sense of community and belonging | <input type="checkbox"/> Improve skills or knowledge |
| <input type="checkbox"/> To be with family/friends | <input type="checkbox"/> Don't know |
| <input type="checkbox"/> Mental health and wellbeing | <input type="checkbox"/> Other: _____ |

6. How satisfied are you with the types of available recreation programs in your community?

- Very satisfied
- Somewhat satisfied
- Neither satisfied nor dissatisfied
- Somewhat dissatisfied
- Very dissatisfied

7. How satisfied are you with the frequency of available recreation programs in your community?
- Very satisfied
 - Somewhat satisfied
 - Neither satisfied nor dissatisfied
 - Somewhat dissatisfied
 - Very dissatisfied
8. Are you currently experiencing any barriers to participating in recreation? Select all that apply.
- Classes are often too full.
 - I do not have the time.
 - The days/times of programs and services don't fit my schedule.
 - The programs and services I like aren't offered.
 - The types of programming offered don't interest me.
 - Too far from where I live.
 - A lack of transit or transportation options.
 - I have health or mobility challenges that prevent me from attending.
 - My health or mobility challenges are not accommodated in some classes.
 - I do not have anyone to attend a program with.
 - I don't feel welcome.
 - None **[single select]**
 - Other – Please specify. **[small text box]**
9. [IF "I don't feel welcome." IN Q8] How can we create a more welcoming environment for you? Open-ended

Section 2. FACILITIES QUESTIONS

The following questions are about recreation facilities including indoor facilities and outdoor sports fields and courts.

10. Have you used any of the following recreation facilities or parks on the Saanich Peninsula in the past twelve months? Please check all that apply.

- | | |
|--|--|
| <input type="checkbox"/> Panorama Recreation Centre | <input type="checkbox"/> SHOAL Centre |
| <input type="checkbox"/> Pool | <input type="checkbox"/> Private Fitness Gym |
| <input type="checkbox"/> Arena | <input type="checkbox"/> Private Yoga/Pilates/Fitness Studio (classes) |
| <input type="checkbox"/> Fitness Studio | <input type="checkbox"/> Outdoor Tennis Courts |
| <input type="checkbox"/> Weight Room | <input type="checkbox"/> Outdoor Pickleball Courts |
| <input type="checkbox"/> Meeting Room | <input type="checkbox"/> Outdoor Basketball Courts |
| <input type="checkbox"/> Indoor Courts | <input type="checkbox"/> Outdoor Lacrosse/Multi Sport Facilities |
| <input type="checkbox"/> Jumpstart Multi Sport Court | <input type="checkbox"/> Rectangular Sports Fields (soccer, e.g.) |
| <input type="checkbox"/> Other facilities _____ | <input type="checkbox"/> Ball Diamonds |
| <input type="checkbox"/> Greenglade Community Centre | <input type="checkbox"/> Other _____ |
| <input type="radio"/> Fitness Studio | <input type="checkbox"/> None |
| <input type="radio"/> Weight Room | |
| <input type="radio"/> Other facilities _____ | |
| <input type="checkbox"/> Central Saanich Cultural Centre | |
| <input type="checkbox"/> Mary Winspear Centre | |
| <input type="checkbox"/> North Saanich Middle School (outside of school hours) | |

11. How satisfied are you with each of the following facilities? ASK FOR EACH USED IN Q.10

	Very <u>satisfied</u>	Somewhat <u>satisfied</u>	Neither satisfied nor <u>dissatisfied</u>	Somewhat <u>dissatisfied</u>	Very <u>dissatisfied</u>	No opinion/have <u>not used</u>
Panorama Recreation - Pool	<input type="radio"/>	<input type="radio"/>	<input type="radio"/>	<input type="radio"/>	<input type="radio"/>	<input type="radio"/>
Panorama Recreation - Arena	<input type="radio"/>	<input type="radio"/>	<input type="radio"/>	<input type="radio"/>	<input type="radio"/>	<input type="radio"/>
Panorama Recreation - Fitness Studio	<input type="radio"/>	<input type="radio"/>	<input type="radio"/>	<input type="radio"/>	<input type="radio"/>	<input type="radio"/>
Panorama Recreation - Weight Room	<input type="radio"/>	<input type="radio"/>	<input type="radio"/>	<input type="radio"/>	<input type="radio"/>	<input type="radio"/>
Panorama Recreation -Meeting Room	<input type="radio"/>	<input type="radio"/>	<input type="radio"/>	<input type="radio"/>	<input type="radio"/>	<input type="radio"/>
Panorama Recreation – Indoor Courts	<input type="radio"/>	<input type="radio"/>	<input type="radio"/>	<input type="radio"/>	<input type="radio"/>	<input type="radio"/>
Panorama Recreation - Jump Start Multi-Sport Court	<input type="radio"/>	<input type="radio"/>	<input type="radio"/>	<input type="radio"/>	<input type="radio"/>	<input type="radio"/>
Panorama Recreation – Other facilities	<input type="radio"/>	<input type="radio"/>	<input type="radio"/>	<input type="radio"/>	<input type="radio"/>	<input type="radio"/>
Greenglade Community Centre - Fitness Studio	<input type="radio"/>	<input type="radio"/>	<input type="radio"/>	<input type="radio"/>	<input type="radio"/>	<input type="radio"/>
Greenglade Community Centre - Weight Room	<input type="radio"/>	<input type="radio"/>	<input type="radio"/>	<input type="radio"/>	<input type="radio"/>	<input type="radio"/>
Greenglade Community Centre - Other Facilities	<input type="radio"/>	<input type="radio"/>	<input type="radio"/>	<input type="radio"/>	<input type="radio"/>	<input type="radio"/>
Central Saanich Cultural Centre	<input type="radio"/>	<input type="radio"/>	<input type="radio"/>	<input type="radio"/>	<input type="radio"/>	<input type="radio"/>
Mary Winspear Centre	<input type="radio"/>	<input type="radio"/>	<input type="radio"/>	<input type="radio"/>	<input type="radio"/>	<input type="radio"/>

North Saanich Middle School (outside of school hours)	<input type="radio"/>	<input type="radio"/>	<input type="radio"/>	<input type="radio"/>	<input type="radio"/>	<input type="radio"/>
SHOAL Centre	<input type="radio"/>	<input type="radio"/>	<input type="radio"/>	<input type="radio"/>	<input type="radio"/>	<input type="radio"/>
Private Fitness Gym	<input type="radio"/>	<input type="radio"/>	<input type="radio"/>	<input type="radio"/>	<input type="radio"/>	<input type="radio"/>
Private Yoga/Pilates/Fitness Studio (classes)	<input type="radio"/>	<input type="radio"/>	<input type="radio"/>	<input type="radio"/>	<input type="radio"/>	<input type="radio"/>
Outdoor tennis courts	<input type="radio"/>	<input type="radio"/>	<input type="radio"/>	<input type="radio"/>	<input type="radio"/>	<input type="radio"/>
Outdoor pickleball courts	<input type="radio"/>	<input type="radio"/>	<input type="radio"/>	<input type="radio"/>	<input type="radio"/>	<input type="radio"/>
Outdoor basketball courts	<input type="radio"/>	<input type="radio"/>	<input type="radio"/>	<input type="radio"/>	<input type="radio"/>	<input type="radio"/>
Outdoor Lacrosse/Multi Sport Facilities	<input type="radio"/>	<input type="radio"/>	<input type="radio"/>	<input type="radio"/>	<input type="radio"/>	<input type="radio"/>
Rectangular Sports Fields (soccer, e.g.)	<input type="radio"/>	<input type="radio"/>	<input type="radio"/>	<input type="radio"/>	<input type="radio"/>	<input type="radio"/>
Ball diamonds	<input type="radio"/>	<input type="radio"/>	<input type="radio"/>	<input type="radio"/>	<input type="radio"/>	<input type="radio"/>

12. Do you visit any recreation facilities or participate in recreation programming outside of the Saanich Peninsula? [If no, skip to question 12]
- Yes - What facilities do you visit and/or what programming do you use? Open--end
 - No

IF YES IN Q12

13. Why do you visit recreation facilities or participate in recreation programming outside of the Saanich Peninsula?
14. a. What new, expanded, or improved recreation PROGRAMS are needed?
- 14 b. What new, expanded or improved recreation FACILITIES are needed?
15. Do you have any additional comments on the current state of recreation programs and facilities on the Saanich Peninsula?

About You

The CRD and Peninsula Recreation Commission values everyone's input on the Recreation Facility Needs Assessment. The following information lets us know what demographics are answering the survey. Your responses are optional and will not be linked to your identity in any way.

16. In which municipality do you live?
- Sidney
 - North Saanich
 - Central Saanich
 - WJOLELP (Tsartlip) First Nation
 - BOKECEN (Pauquachin) First Nation
 - S'ÁUTW (Tsawout) First Nation
 - WSIKEM (Tseycum) First Nation
 - Other
17. How do you describe your gender identity?
- Woman
 - Man
 - Non-binary/gender diverse
 - I identify as: _____
 - Prefer Not to Say

18. Which age group do you belong to?

- Under 18 years old TERMINATE (PHONE)
- 18 to 24 years old
- 25 to 34 years old
- 35 to 44 years old
- 45 to 54 years old
- 55 to 64 years old
- 65 to 74 years old
- 75 to 79 years old
- 80 to 84 years old
- 85+ years old
- Prefer not to say

19. Which of these situations best fits your personal family situation at present?

- Person living alone
- Person living with parents
- Person living with friends
- Spouse or partner, no children at home
- Spouse or partner with children at home
- Single parent with children at home

20. Which of the following categories best describes the total annual household income, before taxes, of all the members of your household?

- Under \$25,000
- \$25,000 to \$49,999
- \$50,000 to \$74,999
- \$75,000 to \$99,999
- \$100,000 to \$124,999
- \$125,000 to \$149,999
- \$150,000 to \$174,999
- \$175,000 or over
- 99. REFUSED

Thank you for participating in the survey!